

Highest Quality Surgical Instrumentation Since 1921



Surgical Products Designed and Manufactured
by the Scanlan Family



Joseph Scanlan

Adam Scanlan

Tim Scanlan

Russell Scanlan

Chenoa Scanlan

Ron Peick

Dear Customer,

Since 1921, Scanlan International has been dedicated to working closely with surgeons to provide the highest quality, innovative surgical instruments.

The specialties of thoracic, cardiac and vascular surgery are continuing to evolve from a conventional open approach to a minimally invasive approach. This evolution to video-assisted thoracic surgery (VATS) and minimally invasive cardiac (MIS) surgery have been the catalyst for a new generation of specialty surgical instrumentation.

Scanlan pioneered and continues to be the leader with innovative VATS and MIS specialty instrumentation. Scanlan® minimally invasive instruments offer a unique dual pivot point design that enables the instrument to be fully functional when placed through a port or very small thoracic incision while still providing the familiarity of traditional style handles for a comfortable feel and superior tactile response.

If we can ever be of assistance to you, please contact us. Thank you for your continued support and demand for the finest surgical instrumentation.

Sincerely,

Timothy M. Scanlan
President and Chief Executive Officer

Russell T. Scanlan
Chief Operating Officer

Table of Contents



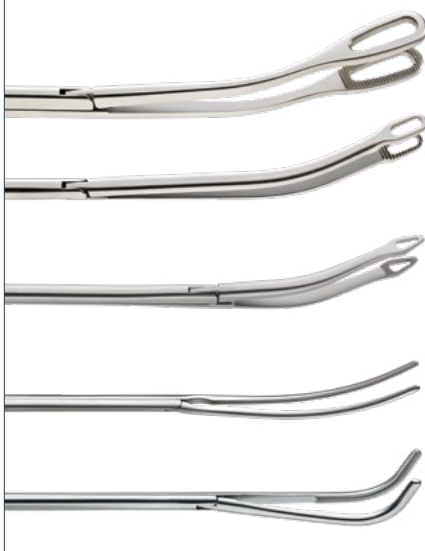



	Biopsy Forceps D'Amico Biopsy Forceps 8
	Nodule Clamps Rocco Nodule Clamps 12
	Clamps / Graspers / Dissectors Gonzalez-Rivas Lung Grasping Clamp 14 Foerster Lung Grasping Clamp 16 Duval Lung Grasping Clamp 26 Node Grasping Clamp 28 Khan Decortication Grasper 30 Gonzalez-Rivas Dissector 32 Gening J SPH Snake Dissector 34 Dennis Dissector 36 DeBakey Cooley Forceps (Clamp) 38 Harken Clamps 40 Allis Forceps (Clamp) 42 D'Amico DeBakey Clamp 44 Chitwood DeBakey Clamp 44
	Scissors Super Cut™ 52
	Forceps Gonzalez-Rivas Forceps 56 Axial Handle 58 Rocco Adventitia Elevator (Forceps) 60 Spring Style 60
	Needle Holders Spring Style 62 Ring Handle 62 Axial Handle 68



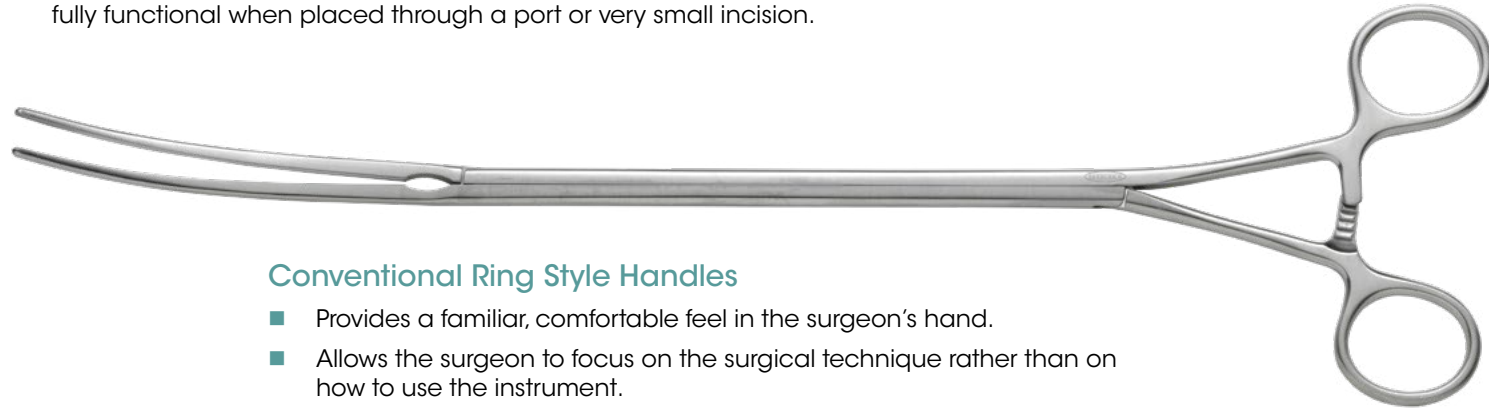
Table of Contents

	Knot Pushers Gonzalez-Rivas Knot Pusher 72 Chitwood Knot Pusher 74
	Chitwood Suture Cutter 78
	Suction Wolf 80 Dennis 82 D'Amico 84
	Dennis Rib Cutter 88
	Periosteal Elevator 88
	Stern™ Chest Tube Passer 90
	Suture Pullers 90
	V.I.P.™ Instrument Trays 92
	Modifications 96



Key Features of SCANLAN® VATS / MIS Instruments

- Unique dual pivot point, sliding-shaft design enables the instrument to be fully functional when placed through a port or very small incision.



Conventional Ring Style Handles

- Provides a familiar, comfortable feel in the surgeon's hand.
- Allows the surgeon to focus on the surgical technique rather than on how to use the instrument.



Axial Handles

- Innovative handle design that provides superior balance and feel.
- Perfect for surgeons who prefer thoracoscopic instruments that allow them to "roll the handles between their fingertips."
- The ergonomic handle design provides a secure grasp that is comfortable and familiar.

- **Individually hand crafted** – Scanlan's skilled artisans create one unique instrument at a time to ensure tactile feel, balance and performance.
- **Durability** – Scanlan uses only the highest quality stainless steel to produce long-lasting, corrosion resistant surgical instrumentation.
- **Guarantee** – Ten full years against manufacturing and material defects.



SCANLAN® Unique Dual Pivot Point, Sliding-shaft Design

Single Pivot Point

Conventional surgical instruments have a single pivot point (as indicated for the 7007-242SC scissors below). When inserted through a port or very small thoracic incision, the function of a single pivot point instrument significantly reduces the opening of the shanks, which affects the distance the blades / jaws can be opened.

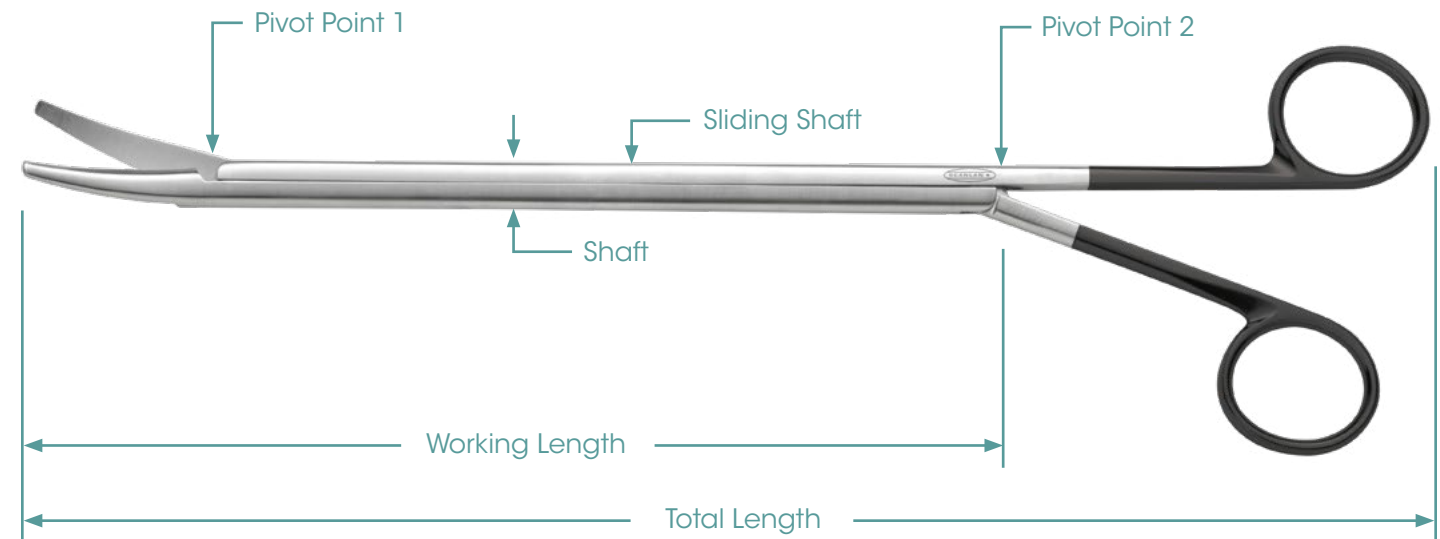
Conventional Scissors
 7007-242SC



Dual Pivot Point

Scanlan VATS instruments have 2 pivot points (port compatible) with a sliding shaft between them as indicated for the 9909-910SC scissors below. The advantage of this design is that when the instrument is inserted through a port or very small thoracic incision, the instrument is fully functional. The length of the instrument from the blade / jaw tips to slightly before pivot point 2 is the working length which can be inserted through a port or very small incision without affecting functionality.

VATS / MIS Scissors
 9909-910SC





SCANLAN®

D'Amico Biopsy Forceps

Developed in cooperation with Thomas A. D'Amico, MD



9009-302
9009-303

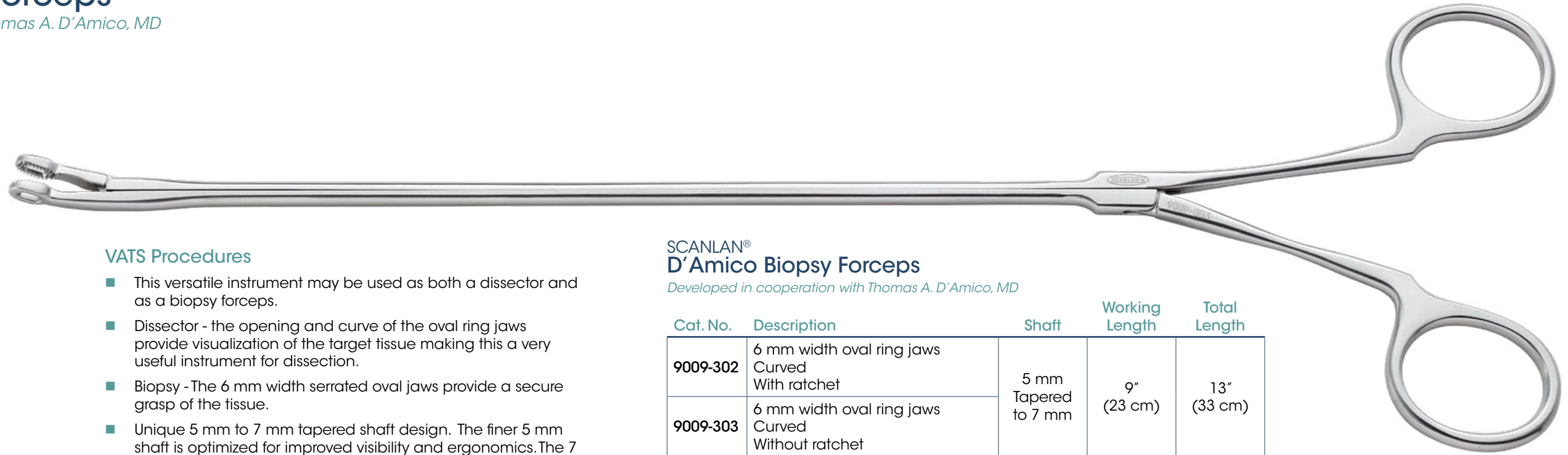
VATS Procedures

- This versatile instrument may be used as both a dissector and as a biopsy forceps.
- Dissector - the opening and curve of the oval ring jaws provide visualization of the target tissue making this a very useful instrument for dissection.
- Biopsy - The 6 mm width serrated oval jaws provide a secure grasp of the tissue.
- Unique 5 mm to 7 mm tapered shaft design. The finer 5 mm shaft is optimized for improved visibility and ergonomics. The 7 mm pivot points provide strength and durability.
- Conventional style handles provide a familiar, comfortable feel.
- Available with or without ratchets.

SCANLAN® D'Amico Biopsy Forceps

Developed in cooperation with Thomas A. D'Amico, MD

Cat. No.	Description	Shaft	Working Length	Total Length
9009-302	6 mm width oval ring jaws Curved With ratchet	5 mm Tapered to 7 mm	9" (23 cm)	13" (33 cm)
9009-303	6 mm width oval ring jaws Curved Without ratchet			



9009-312
9009-313

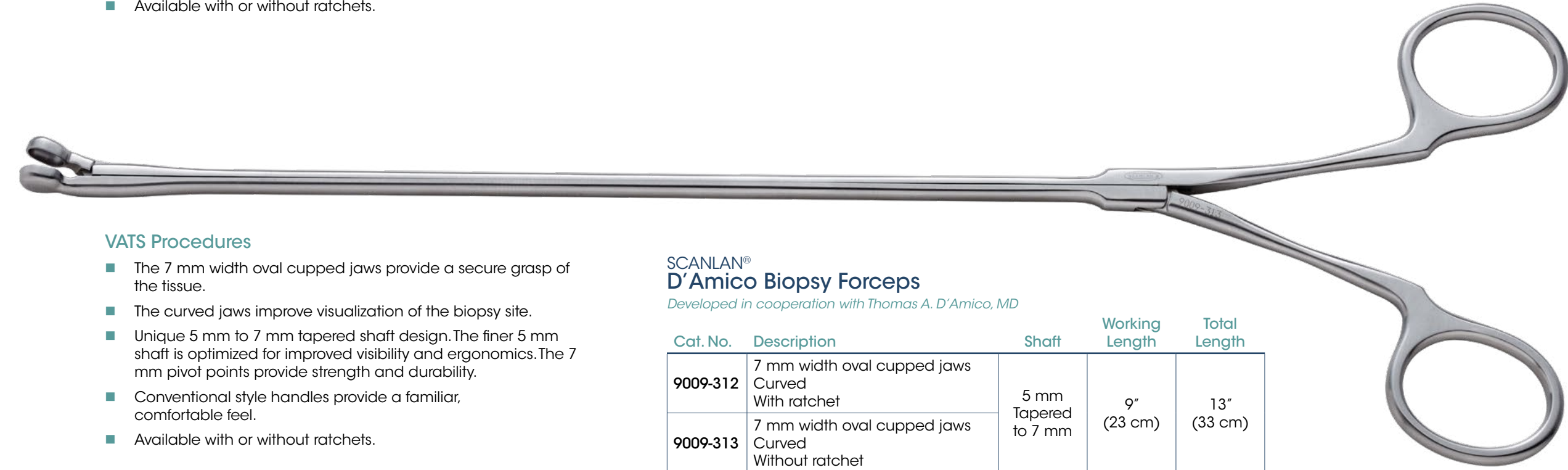
VATS Procedures

- The 7 mm width oval cupped jaws provide a secure grasp of the tissue.
- The curved jaws improve visualization of the biopsy site.
- Unique 5 mm to 7 mm tapered shaft design. The finer 5 mm shaft is optimized for improved visibility and ergonomics. The 7 mm pivot points provide strength and durability.
- Conventional style handles provide a familiar, comfortable feel.
- Available with or without ratchets.

SCANLAN® D'Amico Biopsy Forceps

Developed in cooperation with Thomas A. D'Amico, MD

Cat. No.	Description	Shaft	Working Length	Total Length
9009-312	7 mm width oval cupped jaws Curved With ratchet	5 mm Tapered to 7 mm	9" (23 cm)	13" (33 cm)
9009-313	7 mm width oval cupped jaws Curved Without ratchet			



Please Note...

Each Scanlan instrument is individually handcrafted to provide the surgeon with the highest quality, longest-lasting, precision instrument possible. Reflecting this unique process, all stated dimensions are approximate.

Please check with your Scanlan Representative for Firm Sale status. Custom modifications available upon request.

For a complete listing of models visit... www.scanlaninternational.com





SCANLAN®

D'Amico Mediastinoscopy Forceps

Developed in cooperation with Thomas A. D'Amico, MD



9009-300
9009-301

VATS Procedures

- This versatile instrument may be used as both a dissector and as a biopsy forceps.
- Dissector - the opening and curve of the oval ring jaws provide visualization of the target tissue making this a very useful instrument for dissection
- Biopsy - The 6 mm width serrated oval jaws provide a secure grasp of the node tissue for ample tissue yield with each bite.
- Durable, robust design.
- Conventional style handles provide a familiar, comfortable feel.
- Available with or without ratchets.

SCANLAN® D'Amico Mediastinoscopy Forceps

Developed in cooperation with Thomas A. D'Amico, MD

Cat. No.	Description	Shaft	Working Length	Total Length
9009-300	6 mm width oval ring jaws Curved With ratchet	7 mm	11" (28 cm)	15" (38 cm)
9009-301	6 mm width oval ring jaws Curved Without ratchet			



9009-310
9009-311

VATS Procedures

- The 7 mm width oval cupped jaws provide a secure grasp.
- The curved jaws improve visualization of the site.
- Durable, robust design.
- Conventional style handles provide a familiar, comfortable feel.
- Available with or without ratchets.

SCANLAN® D'Amico Mediastinoscopy Forceps

Developed in cooperation with Thomas A. D'Amico, MD

Cat. No.	Description	Shaft	Working Length	Total Length
9009-310	7 mm width oval cupped jaws Curved With ratchet	7 mm	11" (28 cm)	15" (38 cm)
9009-311	7 mm width oval cupped jaws Curved Without ratchet			

Please Note...
Each Scanlan instrument is individually handcrafted to provide the surgeon with the highest quality, longest-lasting, precision instrument possible. Reflecting this unique process, all stated dimensions are approximate.

Please check with your Scanlan Representative for Firm Sale status. Custom modifications available upon request.
For a complete listing of models visit... www.scanlaninternational.com





SCANLAN®

Rocco Nodule Clamps

Developed in cooperation with Gaetano Rocco, MD, FRCSEd, FEBTS, FCCP



VATS and Open Thoracotomy Procedures



- Developed to assist the surgeon in the excision of small peripheral (outer third of the lung) nodules
- May be used during a VATS wedge resection or an open thoracotomy wedge resection.
- Choice of 2-ring sizes:
 - 3.0 cm Inner Diameter
3.7 cm Outer Diameter
 - 4.5 cm Inner Diameter
5.2 cm Outer Diameter
- May briefly and atraumatically grasp the lung parenchyma containing a nodule to be excised. When the clamp is removed, a temporary, circumferential line of demarcation may be visualized where the rings of the jaws had been clamped.
- 9-ratchet closure design – this design ensures the jaws are parallel and the rings 1 cm apart when the handle is closed to the 5th ratchet. Actuating ratchets 6-9 further closes the jaws.
- 1 cm spacing offset between proximal end of the jaws (non-ring) when the jaws are closed to the 5th ratchet minimizes trauma to the lung tissue in the proximal end of the jaws. This allows use of the clamp on more central (thicker) tissue.



9909-946



9909-947



SCANLAN® Rocco Nodule Clamps

Developed in cooperation with Gaetano Rocco, MD, FRCSEd, FEBTS, FCCP

Cat. No.	Description	Suggested Nodule Size*	Shaft	Working Length	Total Length
9909-946	Curved left ring jaws 3.0 cm inner diameter and 3.7 cm outer diameter with ratchet	Up to 1 cm	10 mm	9 1/2" (24 cm)	13 1/4" (33.5 cm)
9909-947	Curved left ring jaws 4.5 cm inner diameter and 5.2 cm outer diameter with ratchet	Between 1 and 1.5 cm			

*Suggested Nodule Size per Gaetano Rocco, MD, FRCSEd, FEBTS, FCCP

Please Note... Each Scanlan instrument is individually handcrafted to provide the surgeon with the highest quality, longest-lasting, precision instrument possible. Reflecting this unique process, all stated dimensions are approximate.

Please check with your Scanlan Representative for Firm Sale status. Custom modifications available upon request. For a complete listing of models visit... www.scanlaninternational.com





SCANLAN®

Gonzalez-Rivas Lung Grasping Clamp

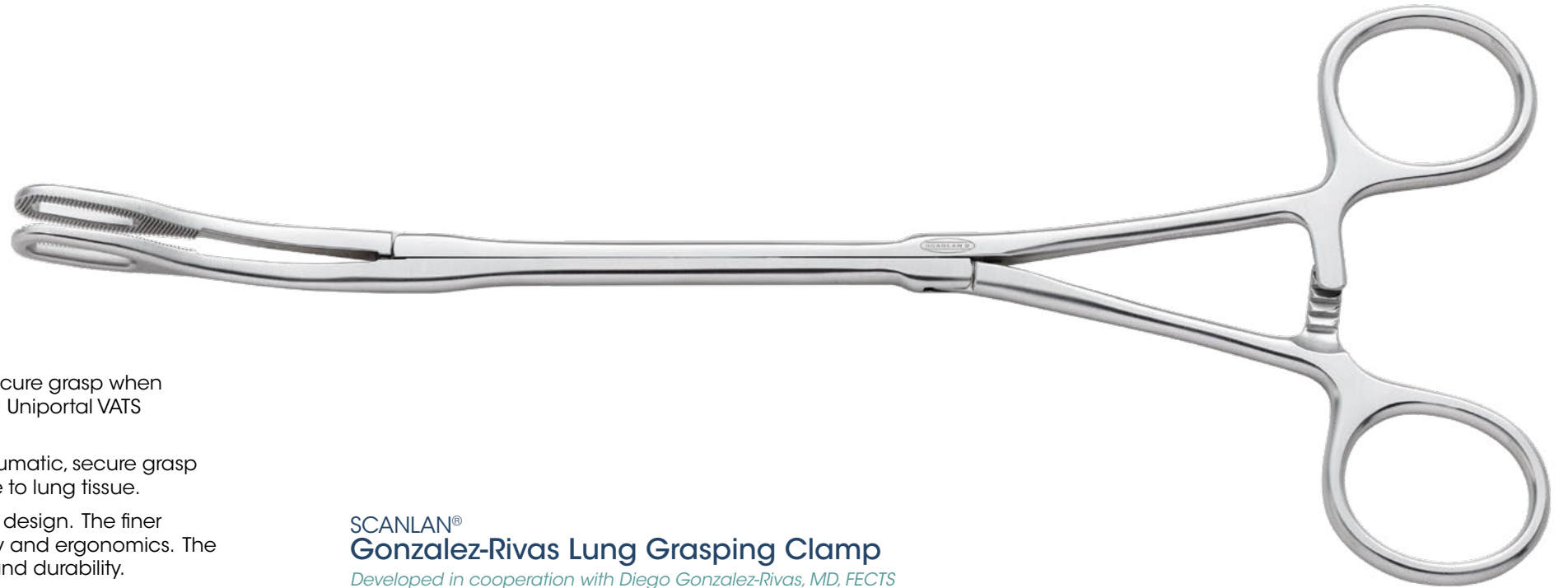
Developed in cooperation with Diego Gonzalez-Rivas, MD, FECS



9009-230

VATS Procedures

- High tension design may provide a secure grasp when retracting lung tissue anteriorly during Uniportal VATS procedures.
- 20 mm oval ring jaws provide an atraumatic, secure grasp designed to avoid tearing or damage to lung tissue.
- Unique 7 mm to 10 mm tapered shaft design. The finer 7 mm shaft provides improved visibility and ergonomics. The 10 mm pivot points provide strength and durability.
- May be used for grasping a well-folded sponge as a "sponge-stick" for both blunt dissection and to apply pressure for temporary control of bleeding.



SCANLAN®

Gonzalez-Rivas Lung Grasping Clamp

Developed in cooperation with Diego Gonzalez-Rivas, MD, FECS

Cat. No.	Description	Shaft	Working Length	Total Length
9009-230	High tension Curved left 20 mm oval ring jaws With ratchet	7 mm Tapered to 10 mm	5 3/4" (14.5 cm)	9 3/4" (24.5 cm)

Please Note... Each Scanlan instrument is individually handcrafted to provide the surgeon with the highest quality, longest-lasting, precision instrument possible. Reflecting this unique process, all stated dimensions are approximate.

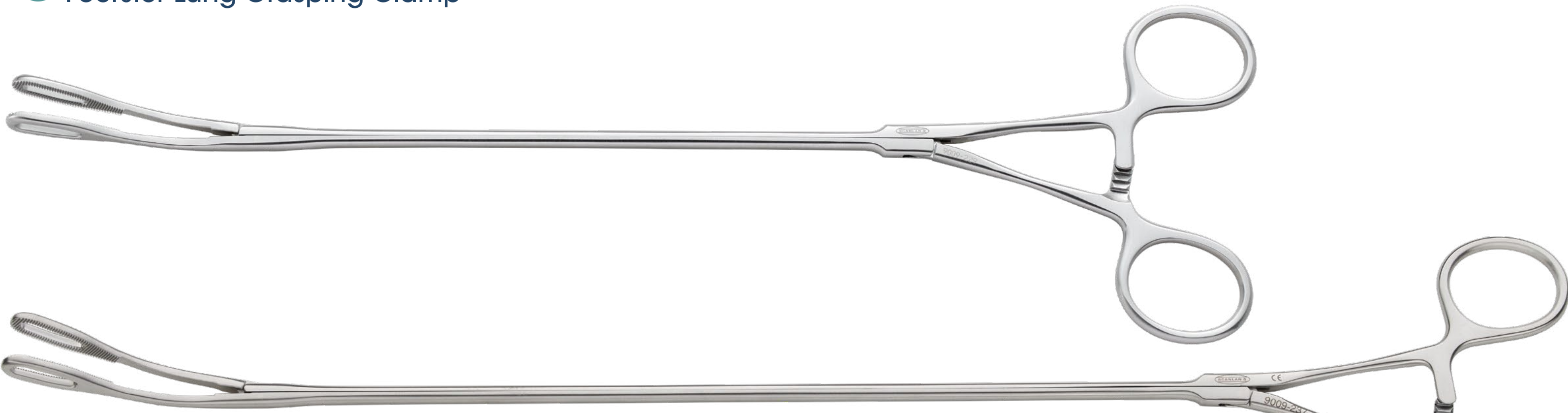
Please check with your Scanlan Representative for Firm Sale status. Custom modifications available upon request. For a complete listing of models visit... www.scanlaninternational.com





SCANLAN®

Foerster Lung Grasping Clamp



VATS Procedures

- Unique 5 to 7 mm tapered shaft design. The finer 5 mm shaft is optimized for atraumatic insertion between the ribs and improved visibility and ergonomics. The 7 mm pivot points provide strength and durability.
- 20 mm oval ring jaws provide an atraumatic, secure grasp.
- *Not recommended for use as a "sponge-stick."*

SCANLAN® Foerster Lung Grasping Clamp

Cat. No.	Description	Shaft	Working Length	Total Length
9009-229	Curved left 20 mm oval ring jaws with ratchet	5 mm Tapered to 7 mm	9 1/4" (23.5 cm)	13 1/4" (33.5 cm)
9009-237			12 1/2" (32 cm)	16 1/2" (41.9 cm)



9009-229



9009-237

Please Note... Each Scanlan instrument is individually handcrafted to provide the surgeon with the highest quality, longest-lasting, precision instrument possible. Reflecting this unique process, all stated dimensions are approximate.

Please check with your Scanlan Representative for Firm Sale status. Custom modifications available upon request. For a complete listing of models visit... www.scanlaninternational.com





SCANLAN®

Foerster Lung Grasping Clamp



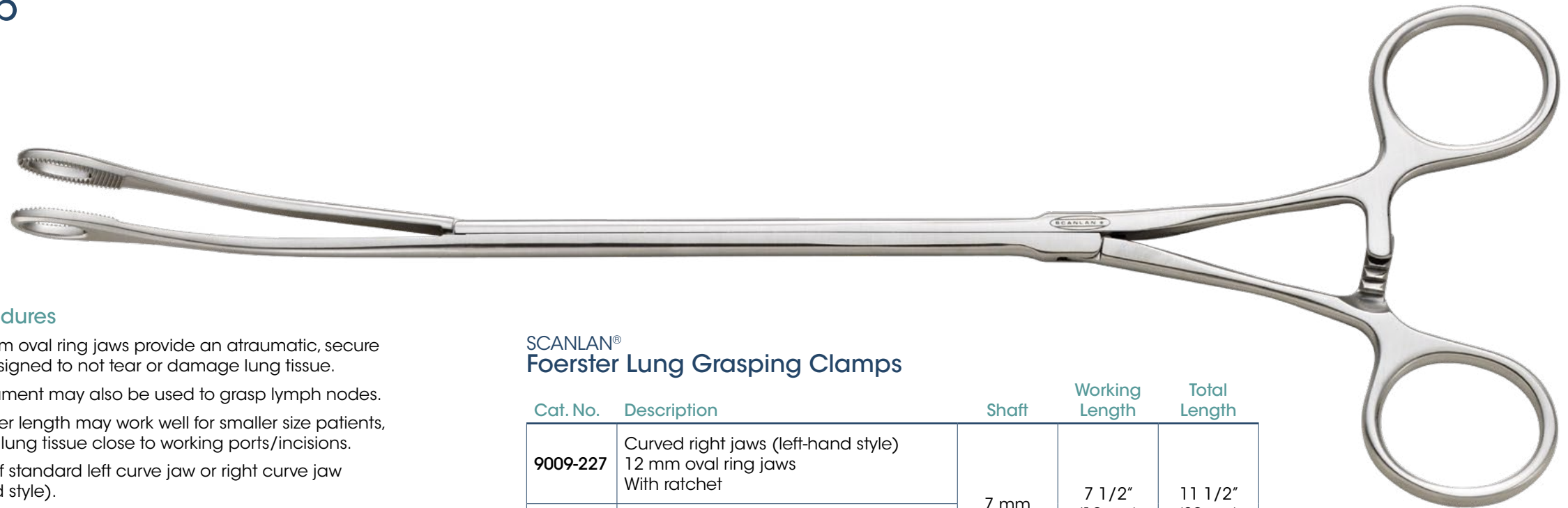
9009-227



9009-228

VATS Procedures

- The 12 mm oval ring jaws provide an atraumatic, secure grasp designed to not tear or damage lung tissue.
- This instrument may also be used to grasp lymph nodes.
- This shorter length may work well for smaller size patients, grasping lung tissue close to working ports/incisions.
- Choice of standard left curve jaw or right curve jaw (left-hand style).
- *Not recommended for use as a "sponge-stick."*



SCANLAN® Foerster Lung Grasping Clamps

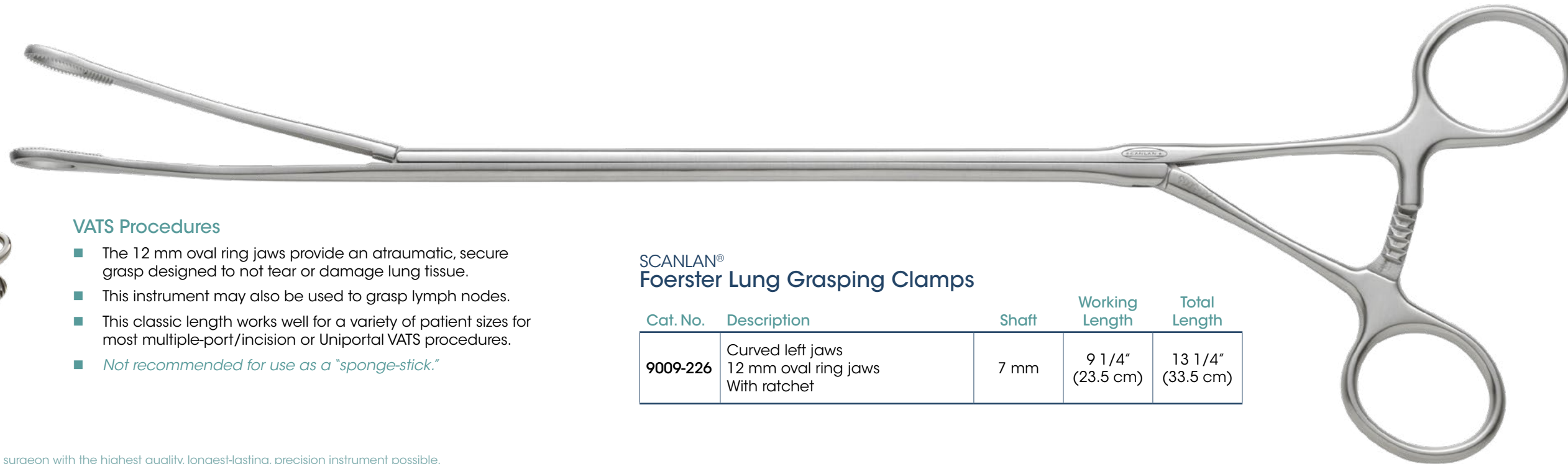
Cat. No.	Description	Shaft	Working Length	Total Length
9009-227	Curved right jaws (left-hand style) 12 mm oval ring jaws With ratchet	7 mm	7 1/2" (19 cm)	11 1/2" (29 cm)
9009-228	Curved left jaws 12 mm oval ring jaws With ratchet			



9009-226

VATS Procedures

- The 12 mm oval ring jaws provide an atraumatic, secure grasp designed to not tear or damage lung tissue.
- This instrument may also be used to grasp lymph nodes.
- This classic length works well for a variety of patient sizes for most multiple-port/incision or Uniportal VATS procedures.
- *Not recommended for use as a "sponge-stick."*



SCANLAN® Foerster Lung Grasping Clamps

Cat. No.	Description	Shaft	Working Length	Total Length
9009-226	Curved left jaws 12 mm oval ring jaws With ratchet	7 mm	9 1/4" (23.5 cm)	13 1/4" (33.5 cm)

Please Note...
Each Scanlan instrument is individually handcrafted to provide the surgeon with the highest quality, longest-lasting, precision instrument possible. Reflecting this unique process, all stated dimensions are approximate.

Please check with your Scanlan Representative for Firm Sale status. Custom modifications available upon request.
For a complete listing of models visit... www.scanlaninternational.com





SCANLAN®

Foerster Lung Grasping Clamp



9909-921



9909-922

VATS Procedures

- The 20 mm oval ring jaws provide an atraumatic, secure grasp designed to avoid damage to lung tissue.
- This shorter length may work well for smaller size patients or when grasping lung tissue close to working ports/incisions.
- May be used for grasping a well-folded sponge to use as a "sponge-stick" for both blunt dissection and to apply pressure for temporary control of bleeding.
- Choice of standard left curve jaw or right curve jaw (left-hand style).

SCANLAN® Foerster Lung Grasping Clamps

Cat. No.	Description	Shaft	Working Length	Total Length
9909-921	Curved right jaws (left-hand style) 20 mm oval ring jaws With ratchet	10 mm	7 1/2" (19 cm)	11 1/2" (29 cm)
9909-922	Curved left jaws 20 mm oval ring jaws With ratchet			

Please Note...

Each Scanlan instrument is individually handcrafted to provide the surgeon with the highest quality, longest-lasting, precision instrument possible. Reflecting this unique process, all stated dimensions are approximate.

Please check with your Scanlan Representative for Firm Sale status. Custom modifications available upon request.

For a complete listing of models visit... www.scanlaninternational.com





SCANLAN®

Foerster Lung Grasping Clamp



9909-923



9909-919

VATS Procedures

- The 20 mm oval ring jaws provide an atraumatic, secure grasp designed to avoid tearing or damage to lung tissue.
- This shorter length may work well for smaller size patients or when grasping lung tissue close to working ports/incisions.
- May be used for grasping a well-folded sponge to use as a "sponge-stick" for both blunt dissection and to apply pressure for temporary control of bleeding.
- Choice of standard left curve jaw or right curve jaw (left-hand style).

SCANLAN® Foerster Lung Grasping Clamps

Cat. No.	Description	Shaft	Working Length	Total Length
9909-923	Deep curved left jaws 20 mm oval ring jaws With ratchet	10 mm	9 1/2" (24 cm)	13" (33 cm)
9909-919	Deep curved left jaws 20 mm oval ring jaws With ratchet		12 1/2" (32 cm)	16 3/4" (42.4 cm)

Please Note...
Each Scanlan instrument is individually handcrafted to provide the surgeon with the highest quality, longest-lasting, precision instrument possible. Reflecting this unique process, all stated dimensions are approximate.

Please check with your Scanlan Representative for Firm Sale status. Custom modifications available upon request.
For a complete listing of models visit... www.scanlaninternational.com





SCANLAN®

Foerster Lung Grasping Clamp



9909-920
9909-920-1

9909-924

9909-925

VATS Procedures

- The oval ring jaws provide an atraumatic, secure grasp.
- This classic length works well for a variety of patient sizes and for most multi-port or Uniportal VATS procedures.
- May be used for grasping a well-folded sponge to use as a "sponge-stick" for both blunt dissection and to apply pressure for temporary control of bleeding.
- 25 x 35 mm oval ring jaws provide an atraumatic, secure grasp on delicate, friable tissue such as emphysematous lung tissue.

SCANLAN® Foerster Lung Grasping Clamps

Cat. No.	Description	Shaft	Working Length	Total Length
9909-920	Curved left jaws 20 mm oval ring jaws With ratchet	10 mm	9 1/2" (24 cm)	13 1/4" (33.5 cm)
9909-920-1	Curved left jaws 20 mm oval ring jaws Without ratchet			
9909-925	Curved left jaws 20 mm oval ring jaws With ratchet		12 1/2" (32 cm)	16 3/4" (42.4 cm)
9909-924	Curved left jaws 25 x 35 mm oval ring jaws With ratchet		9 1/2" (24 cm)	13 1/4" (33.5 cm)

Please Note...
Each Scanlan instrument is individually handcrafted to provide the surgeon with the highest quality, longest-lasting, precision instrument possible. Reflecting this unique process, all stated dimensions are approximate.

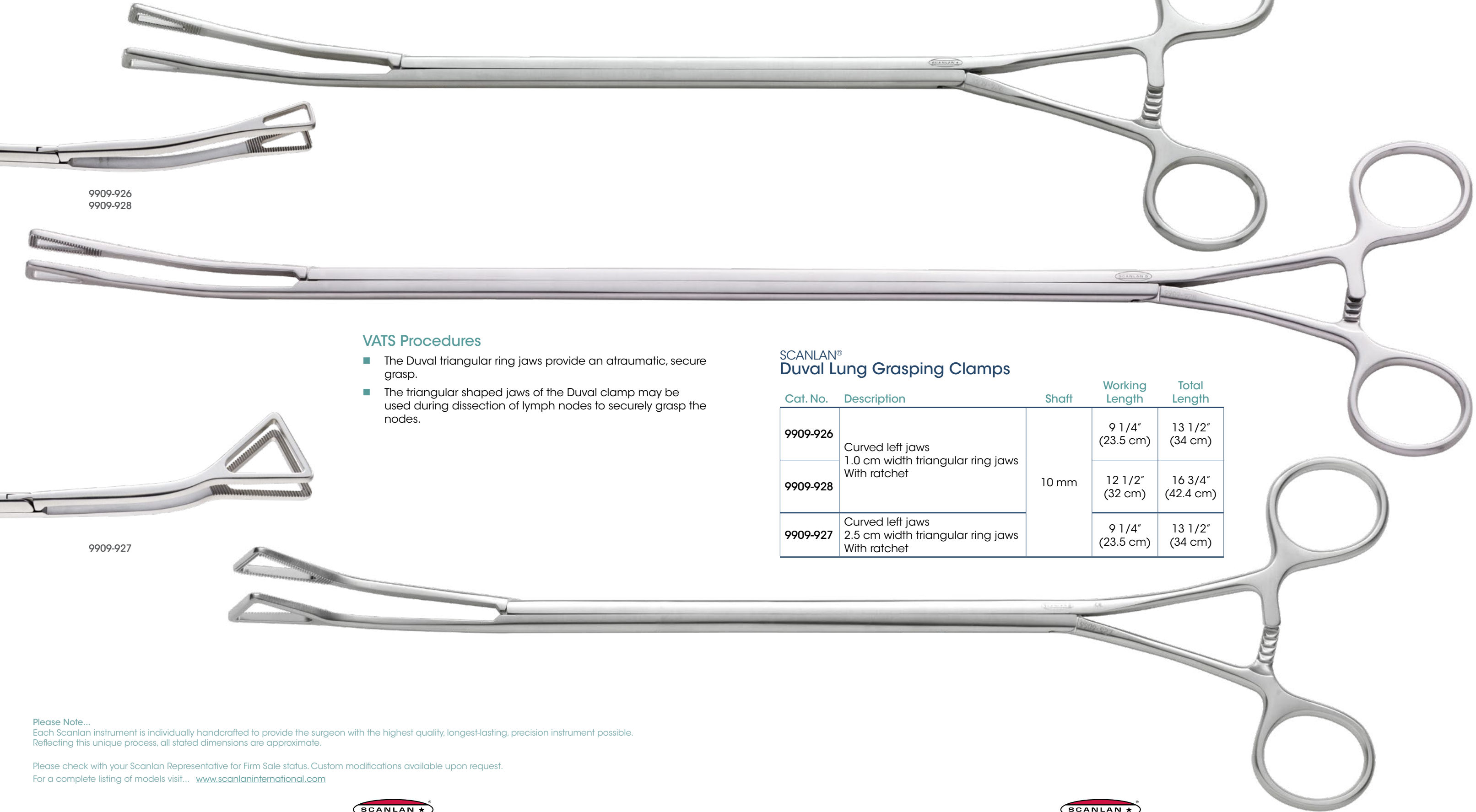
Please check with your Scanlan Representative for Firm Sale status. Custom modifications available upon request.
For a complete listing of models visit... www.scanlaninternational.com





SCANLAN®

Duval Lung Grasping Clamps



9909-926
9909-928

9909-927

VATS Procedures

- The Duval triangular ring jaws provide an atraumatic, secure grasp.
- The triangular shaped jaws of the Duval clamp may be used during dissection of lymph nodes to securely grasp the nodes.

SCANLAN® Duval Lung Grasping Clamps

Cat. No.	Description	Shaft	Working Length	Total Length
9909-926	Curved left jaws 1.0 cm width triangular ring jaws With ratchet	10 mm	9 1/4" (23.5 cm)	13 1/2" (34 cm)
9909-928			12 1/2" (32 cm)	16 3/4" (42.4 cm)
9909-927	Curved left jaws 2.5 cm width triangular ring jaws With ratchet		9 1/4" (23.5 cm)	13 1/2" (34 cm)

Please Note... Each Scanlan instrument is individually handcrafted to provide the surgeon with the highest quality, longest-lasting, precision instrument possible. Reflecting this unique process, all stated dimensions are approximate.


Please check with your Scanlan Representative for Firm Sale status. Custom modifications available upon request. For a complete listing of models visit... www.scanlaninternational.com





SCANLAN®

Node Grasping Clamps



9009-222

9009-220
9009-221
9009-223
9009-225

VATS Procedures

- The small oval ring jaws may provide a secure grasp of lymph nodes during lymph node dissection.
- May be used as a dissector during VATS procedures.
- The curved jaw improves visualization during VATS procedures.
- Available with or without ratchets.
- *Not recommended for use as a lung grasper.*

SCANLAN® Node Grasping Clamps

Cat. No.	Description	Shaft	Working Length	Total Length
9009-222	Straight jaws 11 mm oblong ring jaws With ratchet	5 mm	9" (23 cm)	13" (33 cm)
9009-223	Curved jaws 11 mm oblong ring jaws With ratchet			
9009-225	Curved jaws 11 mm oblong ring jaws Without ratchet			
9009-220	Curved jaws 11 mm oblong ring jaws With ratchet	5 mm Tapered to 7 mm	12 1/2" (32 cm)	16 3/4" (42.4 cm)
9009-221	Curved jaws 11 mm oblong ring jaws Without ratchet			

Please Note... Each Scanlan instrument is individually handcrafted to provide the surgeon with the highest quality, longest-lasting, precision instrument possible. Reflecting this unique process, all stated dimensions are approximate.

Please check with your Scanlan Representative for Firm Sale status. Custom modifications available upon request. For a complete listing of models visit... www.scanlaninternational.com





SCANLAN®

Khan Decortication Grasper

Developed in cooperation with Prof. Ali Zamir Khan, MS, FRCS(Glasg), FRCS(CTh), FEBTS, MBA



VATS Procedures

- May be useful during VATS decortication procedures.
- May also be used for open thoracotomy decortication procedures.
- Robust grasper which may securely grasp the thick, fibrous peel during decortication procedures.
 - 20 mm oval ring jaws.
 - Enhanced jaw serrations provide a secure grasp of thick, fibrous tissue.
 - Reinforced jaws to withstand increased torque.
- One gold finger ring provides immediate differentiation between the Khan Decortication Grasper and a Foerster Lung Clamp.
- *Not recommended for use as a lung grasper.*

SCANLAN® Khan Decortication Grasper

Developed in cooperation with Prof. Ali Zamir Khan, MS, FRCS(Glasg), FRCS(CTh), FEBTS, MBA

Cat. No.	Description	Shaft	Working Length	Total Length
9909-940	Enhanced serrations Curved left jaws With ratchet	10 mm	9 1/2" (24 cm)	13 1/4" (33.5 cm)



9909-940

Kahn Decortication Grasper Jaws Compared to Foerster Clamp Jaws



Please Note...
Each Scanlan instrument is individually handcrafted to provide the surgeon with the highest quality, longest-lasting, precision instrument possible. Reflecting this unique process, all stated dimensions are approximate.

Please check with your Scanlan Representative for Firm Sale status. Custom modifications available upon request.
For a complete listing of models visit... www.scanlaninternational.com





SCANLAN®

Gonzalez-Rivas Dissector

Developed in cooperation with Diego Gonzalez-Rivas, MD, FECS



VATS Procedures

- Low profile 5 mm shaft design.
- Mixer-style jaw facilitates dissection of key structures.
- Atraumatic 1x2 DeBakey jaws.
- Fine tip selection now available.
- Choice of with or without ratchet.

SCANLAN® Gonzalez-Rivas Dissector Regular Jaw Tips Compared to Fine Jaw Tips

9009-210 and 9009-211
Regular jaw tips
(approximate size)

9009-212 and 9009-213
Fine jaw tips
(approximate size)



9009-210
9009-211
9009-214
9009-215
9009-216
9009-217

9009-212
9009-213

Please Note...
Each Scanlan instrument is individually handcrafted to provide the surgeon with the highest quality, longest-lasting, precision instrument possible. Reflecting this unique process, all stated dimensions are approximate.

Please check with your Scanlan Representative for Firm Sale status. Custom modifications available upon request.
For a complete listing of models visit... www.scanlaninternational.com

SCANLAN® Gonzalez-Rivas Dissector

Developed in cooperation with Diego Gonzalez-Rivas, MD, FECS

Cat. No.	Description	Shaft	Working Length	Total Length
9009-210	Mixer-style 1 x 2 DeBakey jaws, with ratchet	5 mm	7 1/2" (19 cm)	11 1/2" (29 cm)
9009-211	Mixer-style 1 x 2 DeBakey jaws, without ratchet			
9009-212	Mixer-style 1 x 2 DeBakey jaws fine tips, with ratchet			
9009-213	Mixer-style 1 x 2 DeBakey jaws fine tips, without ratchet	5 mm to 7 mm Tapered	9 1/2" (24 cm)	13 1/2" (34 cm)
9009-214	Mixer-style 1 x 2 DeBakey jaws, with ratchet			
9009-215	Mixer-style 1 x 2 DeBakey jaws, without ratchet			
9009-216	Mixer-style 1 x 2 DeBakey jaws, with ratchet	5 mm to 7 mm Tapered	12 1/2" (32 cm)	16 1/2" (41.9 cm)
9009-217	Mixer-style 1 x 2 DeBakey jaws, without ratchet			

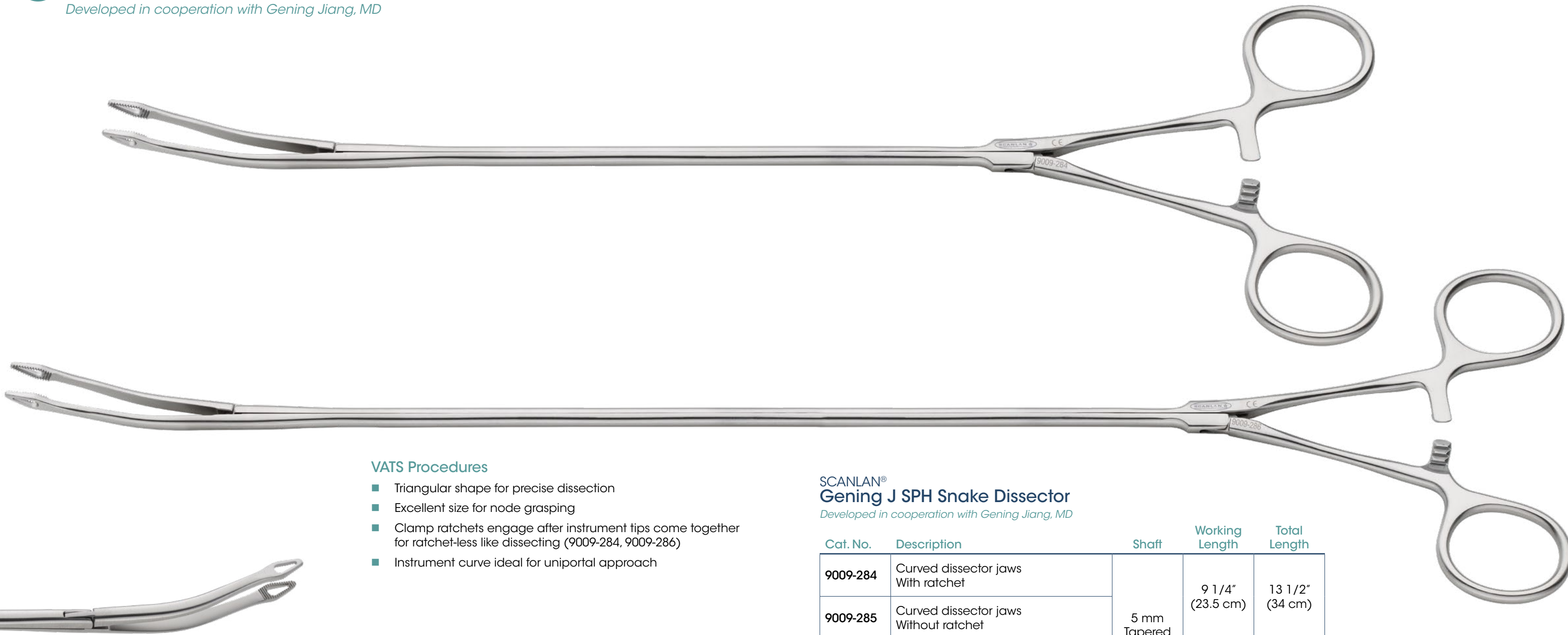




SCANLAN®

Gening J SPH Snake Dissector

Developed in cooperation with Gening Jiang, MD



VATS Procedures

- Triangular shape for precise dissection
- Excellent size for node grasping
- Clamp ratchets engage after instrument tips come together for ratchet-less like dissecting (9009-284, 9009-286)
- Instrument curve ideal for uniportal approach

SCANLAN® Gening J SPH Snake Dissector

Developed in cooperation with Gening Jiang, MD

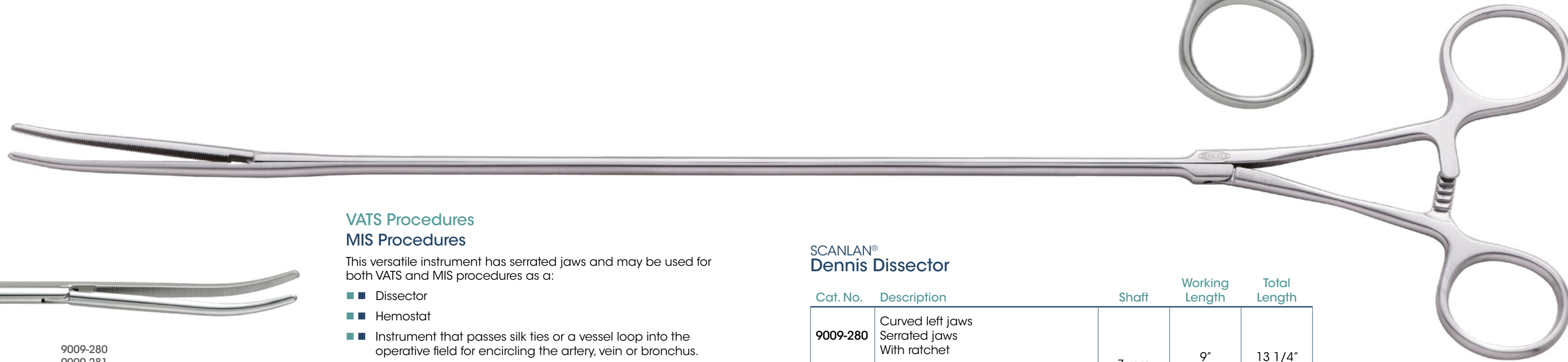

Cat. No.	Description	Shaft	Working Length	Total Length
9009-284	Curved dissector jaws With ratchet	5 mm Tapered To 7 mm	9 1/4" (23.5 cm)	13 1/2" (34 cm)
9009-285	Curved dissector jaws Without ratchet			
9009-286	Curved dissector jaws With ratchet		12 1/2" (32 cm)	16 3/4" (42.4 cm)
9009-287	Curved dissector jaws Without ratchet			

9009-284
9009-285
9009-286
9009-287

Please Note...
Each Scanlan instrument is individually handcrafted to provide the surgeon with the highest quality, longest-lasting, precision instrument possible. Reflecting this unique process, all stated dimensions are approximate.

Please check with your Scanlan Representative for Firm Sale status. Custom modifications available upon request.
For a complete listing of models visit... www.scanlaninternational.com





9009-280
9009-281
9009-282
9009-283

VATS Procedures
MIS Procedures

This versatile instrument has serrated jaws and may be used for both VATS and MIS procedures as a:

- ■ Dissector
- ■ Hemostat
- ■ Instrument that passes silk ties or a vessel loop into the operative field for encircling the artery, vein or bronchus.
- ■ Available with or without ratchets.

SCANLAN®
Dennis Dissector

Cat. No.	Description	Shaft	Working Length	Total Length
9009-280	Curved left jaws Serrated jaws With ratchet	7 mm	9" (23 cm)	13 1/4" (33.5 cm)
9009-281	Curved left jaws Serrated jaws Without ratchet			
9009-282	Curved left jaws Serrated jaws With ratchet	5 mm Tapered To 7 mm	12.50" (32 cm)	16 3/4" (42.4 cm)
9009-283	Curved left jaws Serrated jaws Without ratchet			

Please Note...
Each Scanlan instrument is individually handcrafted to provide the surgeon with the highest quality, longest-lasting, precision instrument possible. Reflecting this unique process, all stated dimensions are approximate.

Please check with your Scanlan Representative for Firm Sale status. Custom modifications available upon request.
For a complete listing of models visit... www.scanlaninternational.com






9909-202
9909-203

VATS Procedures
MIS Procedures

- Often referred to as a "Right Angle."
- The fine yet blunt 90° angled jaws make this one of the key instruments which may be used for blunt dissection to mobilize and encircle the artery, vein and bronchus.
- Available with or without a ratchet.



SCANLAN®
DeBakey Cooley Clamps

Cat. No.	Description	Shaft	Working Length	Total Length
9909-202	DeBakey Cooley Jaws With ratchet	10 mm	9 1/2" (24 cm)	13 1/2" (34 cm)
9909-203	DeBakey Cooley Jaws Without ratchet			

Please Note...

Each Scanlan instrument is individually handcrafted to provide the surgeon with the highest quality, longest-lasting, precision instrument possible. Reflecting this unique process, all stated dimensions are approximate.

Please check with your Scanlan Representative for Firm Sale status. Custom modifications available upon request.

For a complete listing of models visit... www.scanlaninternational.com





9009-250
9009-251




9009-252
9009-253



9909-224
9909-225



9909-226
9909-227



VATS Procedures

- Sometimes referred to as a "Pedicel" or "Semb" clamp.
- The blunt ends and curved shapes of these jaws make them very useful instruments for blunt dissection to mobilize and encircle the artery, vein and bronchus for a wide range of patient anatomy.
- The tapered jaws of these clamps facilitate dissection.
- Available with or without ratchet.

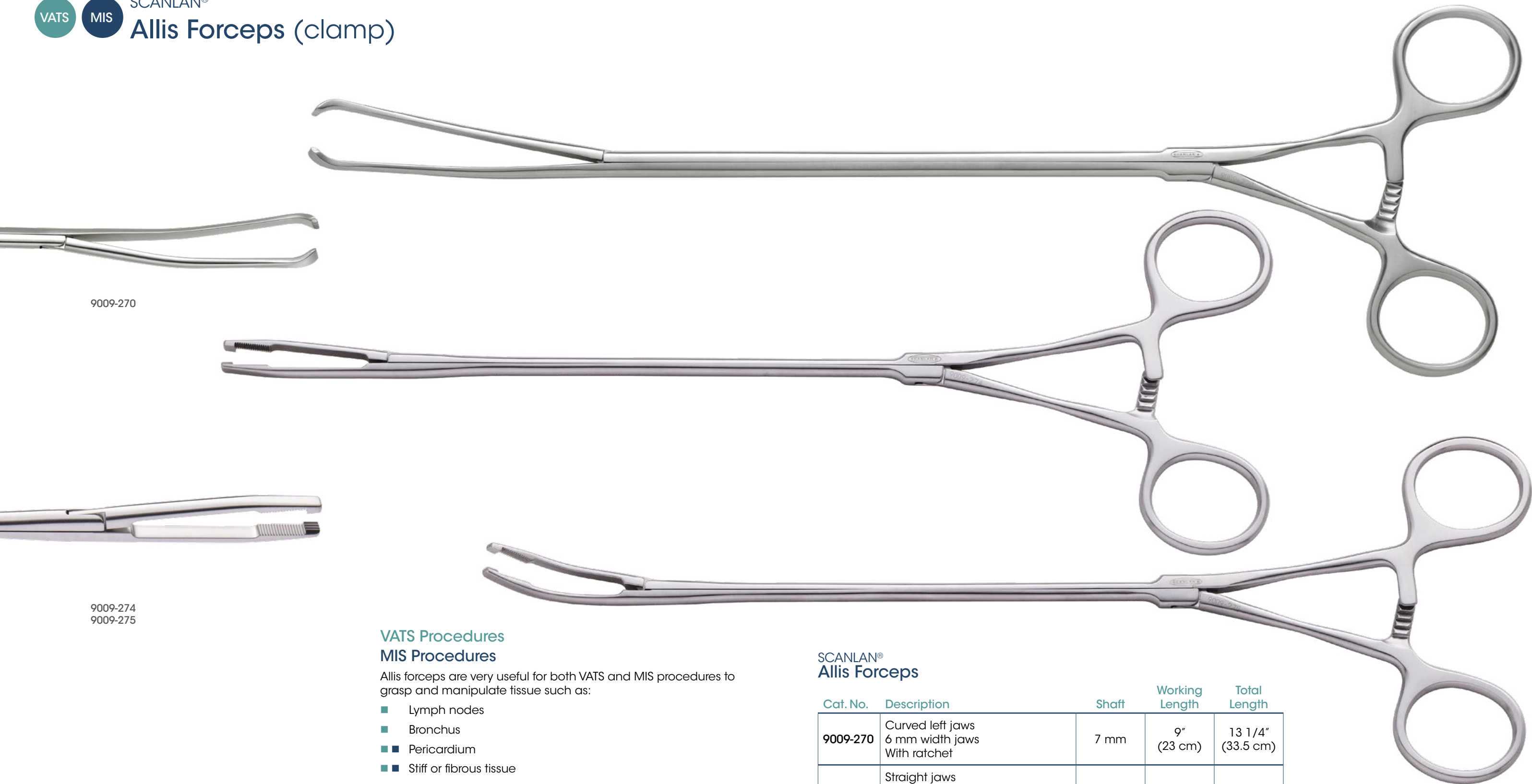
SCANLAN® Harken Clamps

Cat. No.	Description	Shaft	Working Length	Total Length
9009-250	7.5 cm jaws Tapered 1x2 DeBakey jaws Without ratchet	5 mm to 7 mm tapered	7 1/2" (19 cm)	11 1/2" (29 cm)
9009-251	7.5 cm jaws Tapered 1x2 DeBakey jaws With ratchet			
9009-252	7.5 cm jaws Tapered 1x2 DeBakey jaws Without ratchet	10 mm	9 7/8" (25 cm)	14" (35.6 cm)
9009-253	7.5 cm jaws Tapered 1x2 DeBakey jaws With ratchet			
9909-224	9.5 cm jaws Tapered 1x2 DeBakey jaws Without ratchet	10 mm	9 7/8" (25 cm)	14" (35.6 cm)
9909-225	9.5 cm jaws Tapered 1x2 DeBakey jaws With ratchet			
9909-226	9.5 cm jaws Tapered 1x2 DeBakey jaws Without ratchet	10 mm	9 7/8" (25 cm)	14" (35.6 cm)
9909-227	9.5 cm jaws Tapered 1x2 DeBakey jaws With ratchet			

Please Note...
Each Scanlan instrument is individually handcrafted to provide the surgeon with the highest quality, longest-lasting, precision instrument possible. Reflecting this unique process, all stated dimensions are approximate.

Please check with your Scanlan Representative for Firm Sale status. Custom modifications available upon request.
For a complete listing of models visit... www.scanlaninternational.com





9009-270

9009-274
9009-275

VATS Procedures
MIS Procedures

Allis forceps are very useful for both VATS and MIS procedures to grasp and manipulate tissue such as:

- Lymph nodes
- Bronchus
- Pericardium
- Stiff or fibrous tissue

SCANLAN®
Allis Forceps

Cat. No.	Description	Shaft	Working Length	Total Length
9009-270	Curved left jaws 6 mm width jaws With ratchet	7 mm	9" (23 cm)	13 1/4" (33.5 cm)
9009-274	Straight jaws 4 mm width jaws With ratchet	5 mm Tapered to 7 mm	7 1/2" (19 cm)	11 1/2" (29 cm)
9009-275	Curved left jaws 4 mm width jaws With ratchet			

Please Note...
Each Scanlan instrument is individually handcrafted to provide the surgeon with the highest quality, longest-lasting, precision instrument possible. Reflecting this unique process, all stated dimensions are approximate.

Please check with your Scanlan Representative for Firm Sale status. Custom modifications available upon request.
For a complete listing of models visit... www.scanlaninternational.com





SCANLAN®

D'Amico DeBakey Clamps

Developed in cooperation with Thomas A. D'Amico, MD



9909-222

9909-221
9909-219

VATS Procedures

- The tapered jaws of these clamps may facilitate and ease dissection of key structures during VATS procedures.
- The curved jaws may be useful for blunt dissection to mobilize the artery, vein and bronchus.
- The straight jaws may be used as a guide prior to stapling by passing behind the mobilized artery, vein or bronchus to replicate the direction of the linear stapler.
- The straight jaws may be used to clamp the lung tissue parallel to the stapler when stapling the lung tissue; this creates even tissue tension which results in a smooth, even staple line.
- Available with or without ratchets.

SCANLAN® D'Amico DeBakey Clamps

Developed in cooperation with Thomas A. D'Amico, MD

Cat. No.	Description	Shaft	Working Length	Total Length
9909-219	Curved left jaws Tapered 1x2 DeBakey jaws 11 cm jaw length Without ratchet	10 mm	10" (25.4 cm)	14 1/2" (37 cm)
9909-221	Curved left jaws Tapered 1x2 DeBakey jaws 11 cm jaw length With ratchet			
9909-222	Straight jaws Tapered 1x2 DeBakey jaws 11.5 cm jaw length With ratchet		10 1/2" (27 cm)	14 3/4" (37.5 cm)

D'Amico Tapered Jaw Tip
Compared to
Chitwood DeBakey Jaw Tip



9909-221
D'Amico curved tapered
1 x 2 DeBakey jaws

9909-912-13
Chitwood curved
1 x 2 DeBakey jaws



SCANLAN®

Chitwood DeBakey Clamps

Developed in cooperation with W. Randolph Chitwood Jr., MD



9009-240
9009-241

VATS Procedures MIS Procedures

- This clamp may be used as an aortic cross-clamp for minimally invasive cardiac procedures for pediatric and small patients.
- The 1 x 2 DeBakey jaws provide an atraumatic and secure grasp of the aorta.
- VATS: The rounded blunt ends of the jaws may be useful for blunt dissection to mobilize the artery, vein and bronchus.
- Available with or without ratchets.

SCANLAN® Chitwood DeBakey Clamps

Developed in cooperation with W. Randolph Chitwood Jr., MD

Cat. No.	Description	Shaft	Working Length	Total Length
9009-240	6 cm jaw length Curved left jaws 1 x 2 DeBakey jaws With ratchet	5 mm	8 1/4" (21 cm)	12 1/4" (31 cm)
9009-241	6 cm jaw length Curved left jaws 1 x 2 DeBakey jaws Without ratchet			

Please Note...
Each Scanlan instrument is individually handcrafted to provide the surgeon with the highest quality, longest-lasting, precision instrument possible. Reflecting this unique process, all stated dimensions are approximate.


Please check with your Scanlan Representative for Firm Sale status. Custom modifications available upon request.

For a complete listing of models visit... www.scanlaninternational.com



Chitwood DeBakey Clamps

Developed in cooperation with W. Randolph Chitwood Jr., MD



SCANLAN® Chitwood DeBakey Clamps

Developed in cooperation with W. Randolph Chitwood Jr., MD

Cat. No.	Description	Shaft	Working Length	Total Length
9909-912	6.5 cm jaw length 1x2 DeBakey jaws Curved left jaws With ratchet	10 mm	9" (23 cm)	12 3/4" (32.5 cm)
9909-912-13	10 cm jaw length 1x2 DeBakey jaws Curved left jaws With ratchet		10" (25.4 cm)	14 1/4" (36 cm)
9909-232	10 cm jaw length 2x3 DeBakey jaws Curved left jaws With ratchet			

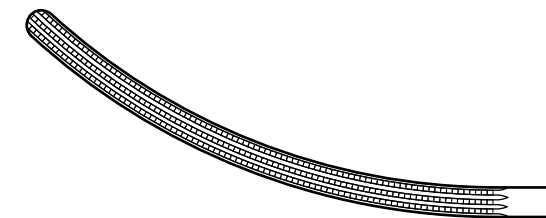
VATS Procedures

- The rounded blunt ends of the jaws are useful for blunt dissection to mobilize the artery, vein and bronchus.
- May be used as a guide prior to stapling by passing behind the mobilized artery, vein or bronchus to replicate the direction of the linear stapler.
- May be used to clamp the lung tissue parallel to the stapler when stapling the lung tissue; this creates even tissue tension which results in a smooth, even staple line.

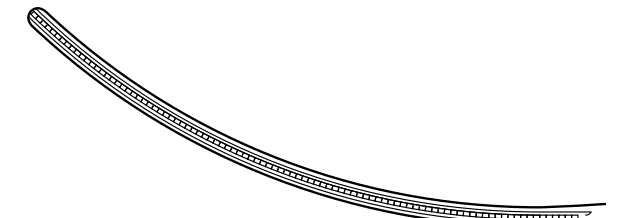
MIS Procedures

- May be used as an aortic cross-clamp for minimally invasive cardiac procedures such as valve replacement or repair.
- This clamp may be positioned on the aorta via a sub-axillary incision.
- The selection of jaw sizes accommodates a wide range of patient sizes and anatomy.
- The 1 x 2 DeBakey jaws provide an atraumatic and secure grasp of the aorta. The wider 2x3 DeBakey jaws of the 9909-232 clamp provide an even more gentle yet secure grasp of the aorta.

DeBakey Jaw Styles



9909-232
2 x 3 DeBakey jaws



9909-912-13
1 x 2 DeBakey jaws

Please Note...
Each Scanlan instrument is individually handcrafted to provide the surgeon with the highest quality, longest-lasting, precision instrument possible. Reflecting this unique process, all stated dimensions are approximate.

Please check with your Scanlan Representative for Firm Sale status. Custom modifications available upon request. For a complete listing of models visit... www.scanlaninternational.com



Chitwood DeBakey Clamps

Developed in cooperation with W. Randolph Chitwood Jr., MD



9909-915



9909-914



MIS Procedures

- Length optimized for smaller frame patients.
- May be used for minimally invasive cardiac procedures such as valve replacement or repair.
- Choice of left or right curved jaws.
 - Left curve jaw - recommended when the clamp is positioned on the aorta via a right sub-axillary incision so that the tips of the jaws point to the patient's left shoulder.
 - Right curve jaw - recommended when the clamp is positioned on the aorta via a left sub-axillary incision so that the tips of the jaws point to the patient's right shoulder.
- Atraumatic 1 x 2 DeBakey jaws.

VATS Procedures

- Length optimized for smaller frame patients.
- The round blunt ends of the jaws are useful for blunt dissection to mobilize the vein, artery and bronchus.

SCANLAN® Chitwood DeBakey Clamps

Developed in cooperation with W. Randolph Chitwood Jr., MD

Cat. No.	Description	Shaft	Working Length	Total Length
9909-914	7 cm jaw length Curved left jaw 1x2 DeBakey jaws With ratchet	10 mm	6 3/4" (17 cm)	10 3/8" (26.4 cm)
9909-915	7 cm jaw length Curved right jaw 1x2 DeBakey jaws With ratchet			

Please Note...
Each Scanlan instrument is individually handcrafted to provide the surgeon with the highest quality, longest-lasting, precision instrument possible. Reflecting this unique process, all stated dimensions are approximate.

Please check with your Scanlan Representative for Firm Sale status. Custom modifications available upon request. For a complete listing of models visit... www.scanlaninternational.com





Chitwood DeBakey Clamps

Developed in cooperation with W. Randolph Chitwood Jr., MD



9909-234

MIS Procedures


- May be positioned on the aorta directly through a partial / hemi-sternotomy or a mini - thoracotomy incision.
- Angled shanks - keeps the handle out of the surgeon's view and out of the surgeon's working area.
- Atraumatic 2 x 3 DeBakey jaws.



9909-913

MIS Procedures

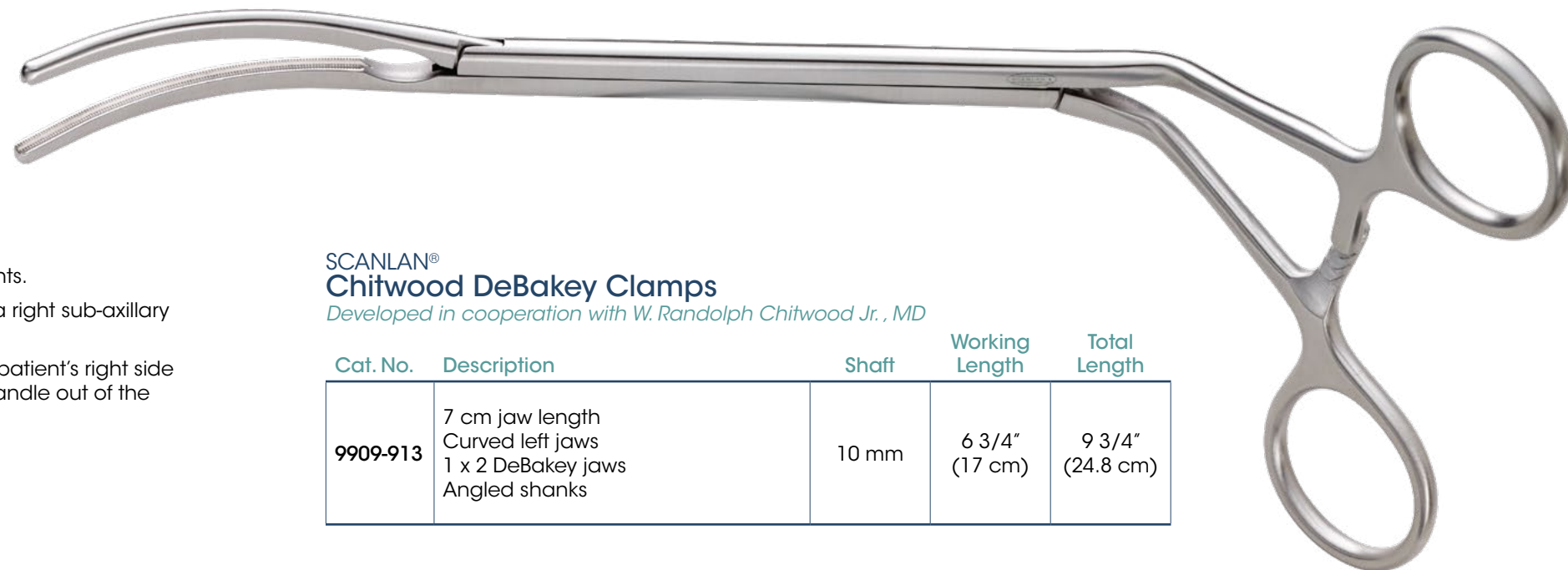
- Shorter length optimized for smaller frame patients.
- The clamp may be positioned on the aorta via a right sub-axillary incision.
- Angled shanks - cause the handle to "hug" the patient's right side after the clamp is positioned which keeps the handle out of the surgeon's way.
- Atraumatic 1 x 2 DeBakey jaws.



SCANLAN® Chitwood DeBakey Clamps

Developed in cooperation with W. Randolph Chitwood Jr., MD

Cat. No.	Description	Shaft	Working Length	Total Length
9909-234	8 cm jaw length Curved left jaws 2 x 3 DeBakey jaws Angled shanks	10 mm	5 1/8" (13 cm)	8" (20.5 cm)



SCANLAN® Chitwood DeBakey Clamps

Developed in cooperation with W. Randolph Chitwood Jr., MD

Cat. No.	Description	Shaft	Working Length	Total Length
9909-913	7 cm jaw length Curved left jaws 1 x 2 DeBakey jaws Angled shanks	10 mm	6 3/4" (17 cm)	9 3/4" (24.8 cm)

Please Note... Each Scanlan instrument is individually handcrafted to provide the surgeon with the highest quality, longest-lasting, precision instrument possible. Reflecting this unique process, all stated dimensions are approximate.

Please check with your Scanlan Representative for Firm Sale status. Custom modifications available upon request. For a complete listing of models visit... www.scanlaninternational.com



Scanlan® Super Cut™ Scissors have a unique asymmetric blade design that combines a razor edge with a scissors edge to provide a clean cut, and prevents pinching or slipping of tissue.

These scissors are handcrafted by artisans to ensure superior balance and tactile feel, thus providing the ultimate in cutting precision and control.



9009-717SC



9009-719SC



9009-737SC



VATS Procedures
MIS Procedures

- Used for dissection of fine tissue.
- May be used for opening the pericardium.

SCANLAN®
Chitwood Dissecting Scissors

Developed in cooperation with W. Randolph Chitwood Jr., MD

Cat. No.	Description	Shaft	Working Length	Total Length
9009-717SC	Straight fine blades 1 cm blade length Blunt micro tips With cleaning port	5 mm	6 1/2" (16.5 cm)	11 1/4" (28.5 cm)
9009-719SC	Curved Fine Blades 1 cm Blade Length Blunt Micro Tips With cleaning port		6 1/2" (16.5 cm)	11 1/4" (28.5 cm)
9009-737SC	Chitwood dissecting scissors Curved blades 3 cm blade length Blunt tips With cleaning port		7 1/4" (18.5 cm)	12" (30.5 cm)

Please Note...
 Each Scanlan instrument is individually handcrafted to provide the surgeon with the highest quality, longest-lasting, precision instrument possible. Reflecting this unique process, all stated dimensions are approximate.

Please check with your Scanlan Representative for Firm Sale status. Custom modifications available upon request.
 For a complete listing of models visit... www.scanlaninternational.com





SCANLAN®
Metzenbaum Scissors

Cat. No.	Description	Shaft	Working Length	Total Length
9009-710SC	Curved blades 3.1 cm blade length Blunt tips	8 mm	12 1/2" (32 m)	16 1/2" (42.1 cm)

9009-710SC



9909-910SC



VATS Procedures

- The rounded blunt blade ends of the 9909-910SC make this a very useful scissors for blunt dissection when isolating the vein, artery and bronchus; if desired, the ends can be made even more blunt if specified at the time of order.
- Suggested for fibrous tissue and to excise the valve.
- Wide blade design suggested for very fibrous tissue during decortication procedures and to excise calcified valves.

9909-911SC



SCANLAN®
Metzenbaum Scissors

Cat. No.	Description	Shaft	Working Length	Total Length
9909-910SC	Curved blades 3.5 cm blade length Blunt tips	10 mm	7 3/4" (19.5 cm)	11 1/2" (29 cm)
9909-911SC	Curved wide blades 3.5 cm blade length Blunt tips			

Please Note...
 Each Scanlan instrument is individually handcrafted to provide the surgeon with the highest quality, longest-lasting, precision instrument possible. Reflecting this unique process, all stated dimensions are approximate.

Please check with your Scanlan Representative for Firm Sale status. Custom modifications available upon request.
 For a complete listing of models visit... www.scanlaninternational.com





SCANLAN®

Gonzalez-Rivas Forceps

Developed in cooperation with Diego Gonzalez-Rivas, MD, FECTS



9009-530
9009-532



VATS Procedures

- Delicate grasping forceps useful for holding tissue during sleeve procedures
- DeBakey jaws for atraumatic grip
- Available with and without ratchets
- Curve is useful for uniportal procedures

SCANLAN® Gonzalez-Rivas Forceps

Developed in cooperation with Diego Gonzalez-Rivas, MD, FECTS

Cat. No.	Description	Shaft	Working Length	Total Length
9009-530	8 mm diamond knurling 2.5 mm width curved DeBakey jaws Without ratchet	5 mm	6 3/8" (16.2 cm)	12 3/4" (32.5 cm)
9009-532			8" (20 cm)	14-3/8" (36.5 cm)

Please Note...
Each Scanlan instrument is individually handcrafted to provide the surgeon with the highest quality, longest-lasting, precision instrument possible. Reflecting this unique process, all stated dimensions are approximate.

Please check with your Scanlan Representative for Firm Sale status. Custom modifications available upon request.
For a complete listing of models visit... www.scanlaninternational.com





VATS Procedures
MIS Procedures

- ■ Shorter length optimized for:
 - ■ Smaller frame patients
 - ■ MIS cardiac procedures
 - ■ Uniportal VATS procedures
 - ■ Conventional open procedures in large patients and/or deep surgical sites.
- ■ Lower profile, lighter weight, 8 mm diameter diamond knurling provides a secure grip.
- ■ Jaw style: 2.5 mm width, 1x2 DeBakey jaws.

SCANLAN®
Axial Handle Forceps

Cat. No.	Description	Shaft	Working Length	Total Length
9009-528	2.5 mm width DeBakey jaws, without ratchet	5 mm	6 1/4" (16 cm)	12 1/2" (32 cm)



9009-510
9009-511



9009-512
9009-513



9009-516
9009-517



9009-520
9009-521



9009-522
9009-523
9009-528

VATS Procedures
MIS Procedures

- ■ Innovative, ergonomic handle design provides superior balance and feel.
- ■ Perfect for surgeons who prefer thoracoscopic instruments that allow them to "roll the handles between their fingertips."
- ■ All forceps styles are available with or without ratchets.
- ■ DeBakey Jaws – Used to atraumatically grasp and manipulate soft tissue. Available in 3 different widths for delicate to heavier tissue: 1.5 mm, 2.5 mm and 3.5 mm.
- ■ Russian Jaws – Used to atraumatically grasp and manipulate soft tissue.
- ■ Resano Jaws – The multi-tooth tips are used to securely grasp and manipulate fibrous or calcified tissue.
- ■ Platform Jaws – May be used during suturing, – the slightly raised area on each tip provides a platform that facilitates both grasping the needle as it exits the tissue and passing it to the needle holder. DIAMOND DUST™ is "needle friendly" and will not burr or score needles and it can also be used to atraumatically grasp tissue.

SCANLAN®
Axial Handle Forceps

Cat. No.	Description	Shaft	Working Length	Total Length
9009-510	2.5 mm width Resano jaws, without ratchet	5 mm	8" (20 cm)	14 1/4" (36 cm)
9009-511	2.5 mm width Resano jaws, with ratchet			
9009-512	6 mm width Russian jaws, without ratchet			
9009-513	6 mm width Russian jaws, with ratchet			
9009-516	2 mm width Platform DIAMOND DUST™ jaws Without ratchet			
9009-517	2 mm width Platform DIAMOND DUST™ jaws With ratchet			
9009-520	1.5 mm width DeBakey jaws, without ratchet			
9009-521	1.5 mm width DeBakey jaws, with ratchet			
9009-522	2.5 mm width DeBakey jaws, without ratchet			
9009-523	2.5 mm width DeBakey jaws, with ratchet			
9009-524	3.5 mm width DeBakey jaws, without ratchet			
9009-525	3.5 mm width DeBakey jaws, with ratchet			

Please Note...
Each Scanlan instrument is individually handcrafted to provide the surgeon with the highest quality, longest-lasting, precision instrument possible. Reflecting this unique process, all stated dimensions are approximate.

Please check with your Scanlan Representative for Firm Sale status. Custom modifications available upon request.
For a complete listing of models visit... www.scanlaninternational.com






SCANLAN®

Rocco Adventitia Elevator (Forceps)

Developed in cooperation with Gaetano Rocco, MD, FRCSEd, FEBTS, FCCP



VATS Procedures

- DIAMOND DUST™ surface for secure grip on delicate adventitia.
- Curved ring handle design for easy use with other instruments.

9009-500

SCANLAN® Rocco Adventitia Elevator (Forceps)

Developed in cooperation with Gaetano Rocco, MD, FRCSEd, FEBTS, FCCP

Cat. No.	Description	Shaft	Working Length	Total Length
9009-500	DIAMOND DUST™ Jaws Curved Down, without Ratchet Ring Handle Curved Down	5 mm	8" (20 cm)	12 3/4" (32.5 cm)



SCANLAN®

Spring Style Forceps



VATS Procedures MIS Procedures

- ■ Jacobson spring-style handle design.
- ■ DeBakey Jaws - Used to atraumatically grasp and manipulate soft tissue.
- ■ Available in 2 different widths for delicate to slightly heavier tissue:
1 mm and 2 mm.

9009-420

9009-422

SCANLAN® Jacobson Spring Style Forceps

Cat. No.	Description	Shaft	Working Length	Total Length
9009-420	1 mm width straight DeBakey jaws, without ratchet	5 mm	7 3/4" (19.5 cm)	16" (41 cm)
9009-422	2 mm width straight DeBakey jaws, without ratchet			

Please Note...
Each Scanlan instrument is individually handcrafted to provide the surgeon with the highest quality, longest-lasting, precision instrument possible. Reflecting this unique process, all stated dimensions are approximate.

Please check with your Scanlan Representative for Firm Sale status. Custom modifications available upon request.
For a complete listing of models visit... www.scanlaninternational.com



VATS MIS **SCANLAN®**
Spring Style Needle Holders



VATS Procedures
 MIS Procedures

- ■ Jacobson spring-style handle design.
- ■ Scanlan® DIAMOND DUST™ jaws provide a very secure grip on the most delicate needles yet won't burr or damage them.


9009-648

9009-650

SCANLAN®
Jacobson Spring Style Needle Holders

Cat. No.	Description	Suture Size	Shaft	Working Length	Total Length
9009-648	Straight DIAMOND DUST™ jaws With ratchet	5-0 and Smaller	5 mm	6 1/2" (16.5 cm)	15 3/8" (38.5 cm)
9009-650	Curved DIAMOND DUST™ jaws With ratchet				

VATS MIS **SCANLAN®**
Ring Handle Needle Holders



VATS Procedures
 MIS Procedures

- ■ Shorter length optimized for:
 - ■ Smaller frame patients
 - ■ MIS cardiac procedures
 - ■ Uniportal VATS procedures
 - ■ Conventional open procedures in large patients and/or deep surgical sites
- ■ Lower profile, lighter weight, 5 mm shaft design.
- ■ Scanlan® DIAMOND DUST™ jaws provide a very secure grip on the most delicate needles yet won't burr or damage them.

9009-618

SCANLAN®
Ring Handle Needle Holders

Cat. No.	Description	Suture Size	Shaft	Working Length	Total Length
9009-618	Straight jaws Fine DIAMOND DUST™ jaws With ratchet	5-0 and Smaller	5 mm	6 1/2" (16.5 cm)	10 1/2" (27 cm)

Please Note...
 Each Scanlan instrument is individually handcrafted to provide the surgeon with the highest quality, longest-lasting, precision instrument possible. Reflecting this unique process, all stated dimensions are approximate.

Please check with your Scanlan Representative for Firm Sale status. Custom modifications available upon request.
 For a complete listing of models visit... www.scanlaninternational.com





9009-636



9009-637



9009-638



9009-639

VATS Procedures
MIS Procedures

- ■ Shorter length optimized for:
 - ■ Smaller frame patients
 - MIS cardiac procedures
 - Uniportal VATS procedures
 - ■ Conventional open procedures in large patients and/or deep surgical sites
- ■ Lower profile, lighter weight, 7 mm shaft design.
- ■ Carbon-Inlay Jaws – provides a very secure grasp of larger sized needles.
- ■ Straight or curved jaws.
- ■ Gold ring handles.



SCANLAN®
Ring Handle Needle Holders

Cat. No.	Description	Suture Size	Shaft	Working Length	Total Length
9009-636	Straight jaws Carbon-inlay jaws Gold ring handle With ratchet	4-0 and Smaller	7 mm	6 1/4" (16 cm)	11 1/4" (28.5 cm)
9009-637	Curved jaws Carbon-inlay jaws Gold ring handle With ratchet				
9009-638	Straight jaws Carbon-inlay jaws Gold ring handle With ratchet	2-0 and Smaller			
9009-639	Curved jaws Carbon-inlay jaws Gold ring handle With ratchet				

Not Shown Actual Size



SCANLAN®
Ring Handle Needle Holders

Cat. No.	Description	Suture Size	Shaft	Working Length	Total Length
9009-644	Straight jaws Carbon-inlay jaws Gold ring handle With ratchet	2-0 and Smaller	7 mm	12 1/2" (32 cm)	17 1/2" (44.5 cm)
9009-645	Curved jaws Carbon-inlay jaws Gold ring handle With ratchet				

Please Note...
 Each Scanlan instrument is individually handcrafted to provide the surgeon with the highest quality, longest-lasting, precision instrument possible. Reflecting this unique process, all stated dimensions are approximate.

Please check with your Scanlan Representative for Firm Sale status. Custom modifications available upon request.
 For a complete listing of models visit... www.scanlaninternational.com



Ring Handle Needle Holders



9909-610



9909-612



9009-640



9009-642

VATS Procedures MIS Procedures

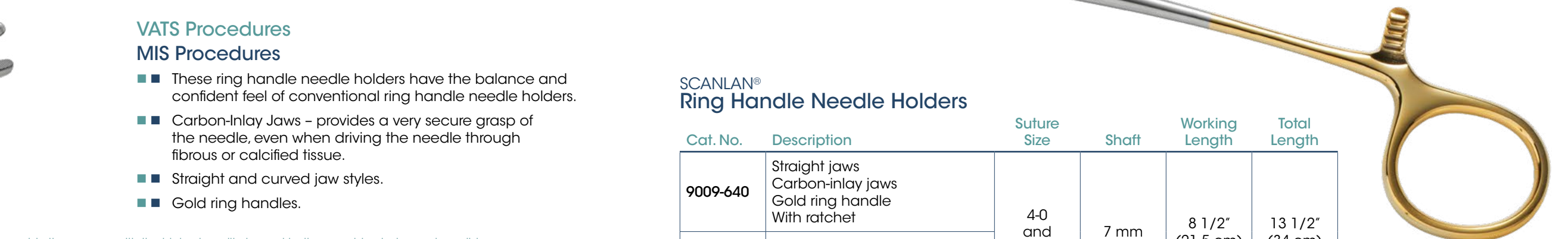
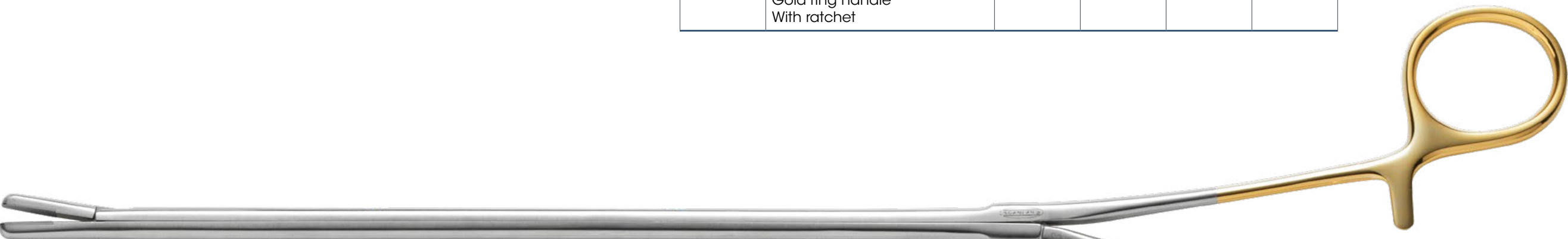
- ■ These ring handle needle holders have the balance and confident feel of conventional ring handle needle holders.
- ■ Carbon-Inlay Jaws – provides a very secure grasp of the needle, even when driving the needle through fibrous or calcified tissue.
- ■ Straight and curved jaw styles.
- ■ Gold ring handles.

VATS Procedures MIS Procedures

- ■ These ring handle needle holders have the balance and confident feel of conventional ring handle needle holders.
- ■ Carbon-Inlay Jaws – provides a very secure grasp of the needle, even when driving the needle through fibrous or calcified tissue.
- ■ Straight and curved jaw styles.
- ■ Gold ring handles.

Please Note...
Each Scanlan instrument is individually handcrafted to provide the surgeon with the highest quality, longest-lasting, precision instrument possible. Reflecting this unique process, all stated dimensions are approximate.

Please check with your Scanlan Representative for Firm Sale status. Custom modifications available upon request.
For a complete listing of models visit... www.scanlaninternational.com



SCANLAN® Ring Handle Needle Holders

Cat. No.	Description	Suture Size	Shaft	Working Length	Total Length
9909-610	Straight jaws Carbon-inlay jaws Gold ring handle With ratchet	2-0 and Smaller	10 mm	8 1/4" (21 cm)	13 1/2" (34 cm)
9909-612	Curved jaws Carbon-inlay jaws Gold ring handle With ratchet				

SCANLAN® Ring Handle Needle Holders

Cat. No.	Description	Suture Size	Shaft	Working Length	Total Length
9009-640	Straight jaws Carbon-inlay jaws Gold ring handle With ratchet	4-0 and Smaller	7 mm	8 1/2" (21.5 cm)	13 1/2" (34 cm)
9009-642	Curved jaws Carbon-inlay jaws Gold ring handle With ratchet				



Axial Handle Needle Holders



MIS Procedures

- Innovative, ergonomic handle design provides superior balance and feel.
- Perfect for surgeons who prefer thoracoscopic instruments that allow them to “roll the handles between their fingertips.”
- Scanlan® DIAMOND DUST™ jaws provide a very secure grip on the most delicate needles yet won’t burr or damage them.
- Straight and curved jaw styles.
- Available with or without ratchets.

SCANLAN® Axial Handle Needle Holders

Cat. No.	Description	Suture Size	Shaft	Working Length	Total Length
9009-540	Straight DIAMOND DUST™ jaws, without ratchet	7-0 and Smaller	5 mm	8" (20 cm)	14 3/8" (36.5 cm)
9009-541	Straight DIAMOND DUST™ jaws, with ratchet				
9009-542	Curved DIAMOND DUST™ jaws, without ratchet				
9009-543	Curved DIAMOND DUST™ jaws, with ratchet				

9009-540
9009-541

9009-542
9009-543



VATS Procedures MIS Procedures

- Innovative, ergonomic handle design provides superior balance and feel.
- Perfect for surgeons who prefer thoracoscopic instruments that allow them to “roll the handles between their fingertips.”
- Scanlan® DIAMOND DUST™ jaws provide a very secure grip on the most delicate needles yet won’t burr or damage them.
- Straight and curved jaw styles.
- Available with or without ratchets.

SCANLAN® Axial Handle Needle Holders

Cat. No.	Description	Suture Size	Shaft	Working Length	Total Length
9009-550	Straight DIAMOND DUST™ jaws, without ratchet	5-0 and Smaller	6 mm	8" (20 cm)	14 3/8" (36.5 cm)
9009-551	Straight DIAMOND DUST™ jaws, with ratchet				
9009-552	Curved DIAMOND DUST™ jaws, without ratchet				
9009-553	Curved DIAMOND DUST™ jaws, with ratchet				

9009-550
9009-551

9009-552
9009-553

Please Note... Each Scanlan instrument is individually handcrafted to provide the surgeon with the highest quality, longest-lasting, precision instrument possible. Reflecting this unique process, all stated dimensions are approximate.

Please check with your Scanlan Representative for Firm Sale status. Custom modifications available upon request. For a complete listing of models visit... www.scanlaninternational.com



Axial Handle Needle Holders



VATS Procedures MIS Procedures

- ■ Innovative, ergonomic handle design provides superior balance and feel.
- ■ Perfect for surgeons who prefer thoracoscopic instruments that allow them to "roll the handles between their fingertips."
- ■ Carbon-Inlay Jaws – provides a secure grasp of the needle, even when driving the needle through fibrous or calcified tissue.
- ■ Gold-tipped handles.
- ■ Straight and curved jaw styles.
- ■ Available with or without ratchets.

SCANLAN® Axial Handle Needle Holders

Cat. No.	Description	Suture Size	Shaft	Working Length	Total Length
9009-570	Straight Carbon-inlay jaws Gold tipped handle, without ratchet	2-0 and Smaller	7 mm	8" (20 cm)	14 3/8" (36.5 cm)
9009-571	Straight Carbon-inlay jaws Gold tipped handle, with ratchet				
9009-572	Curved Carbon-inlay jaws Gold tipped handle, without ratchet				
9009-573	Curved Carbon-inlay jaws Gold tipped handle, with ratchet				



9009-570
9009-571



9009-572
9009-573



VATS Procedures MIS Procedures

- ■ Innovative, ergonomic handle design provides superior balance and feel.
- ■ Perfect for surgeons who prefer thoracoscopic instruments that allow them to "roll the handles between their fingertips."
- ■ Carbon-Inlay Jaws – provides a secure grasp of the needle, even when driving the needle through fibrous or calcified tissue.
- ■ Gold-tipped handles.
- ■ Straight and curved jaw styles.
- ■ Available with or without ratchets.

SCANLAN® Axial Handle Needle Holders

Cat. No.	Description	Suture Size	Shaft	Working Length	Total Length
9009-560	Straight carbon-inlay jaws Gold tipped handle, without ratchet	4-0 and Smaller	7 mm	8" (20 cm)	14 3/8" (36.5 cm)
9009-561	Straight carbon-inlay jaws Gold tipped handle, with ratchet				
9009-562	Curved carbon-inlay jaws Gold tipped handle, without ratchet				
9009-563	Curved carbon-inlay jaws Gold tipped handle, with ratchet				



9009-560
9009-561



9009-562
9009-563

Please Note...
Each Scanlan instrument is individually handcrafted to provide the surgeon with the highest quality, longest-lasting, precision instrument possible. Reflecting this unique process, all stated dimensions are approximate.

Please check with your Scanlan Representative for Firm Sale status. Custom modifications available upon request.
For a complete listing of models visit... www.scanlaninternational.com





SCANLAN®

Gonzalez-Rivas Knot Pusher

Developed in cooperation with Diego Gonzalez-Rivas, MD, FECTS



9009-826-14
9009-826-17

VATS Procedures

- Curved tip useful for uniportal sleeve procedures.
- Wide gate for easy suture catching.

SCANLAN®

Gonzalez-Rivas Knot Pusher

Developed in cooperation with Diego Gonzalez-Rivas, MD, FECTS

Cat. No.	Description	Shaft	Working Length	Total Length
9009-826-14	Curved U-tip	5 mm	10 1/2" (27 cm)	14 3/4" (37.5 cm)
9009-826-17			12 1/2" (32 cm)	16 3/4" (42.4 cm)

Please Note...

Each Scanlan instrument is individually handcrafted to provide the surgeon with the highest quality, longest-lasting, precision instrument possible. Reflecting this unique process, all stated dimensions are approximate.

Please check with your Scanlan Representative for Firm Sale status. Custom modifications available upon request.

For a complete listing of models visit... www.scanlaninternational.com





SCANLAN®

Chitwood Knot Pusher

Developed in cooperation with W. Randolph Chitwood Jr., MD

- 9009-827-11
- 9009-827-12
- 9009-827-13
- 9009-827-15



Secure

The "Trap Model" design securely holds suture during the tying procedure and prevents suture from slipping out.

VATS Procedures

- Enables the surgeon to securely tie knots in deep operative fields through small incisions.
- The "Trap Model" design securely holds suture during the tying procedure and prevents the suture from slipping out.
- The smooth edges of the "Trap Model" prevent the suture from fraying during the knot tying procedure.
- Several lengths available.
- Mini trap is often preferred for minimally invasive cardiac procedures.

SCANLAN® Chitwood Knot Pusher Mini "Trap Model"


Developed in cooperation with W. Randolph Chitwood Jr., MD

Cat. No.	Description	Suture Size	Shaft	Working Length	Total Length
9009-827-11	"Trap Model"	2-0 and Smaller	5 mm	5 1/8" (13 cm)	11" (28 cm)
9009-827-12				5 1/2" (14 cm)	12" (30.5 cm)
9009-827-13				6 3/4" (17 cm)	13 5/8" (34.6 cm)
9009-827-15				8 1/2" (21.5 cm)	15 3/8" (39.1 cm)

Please Note... Each Scanlan instrument is individually handcrafted to provide the surgeon with the highest quality, longest-lasting, precision instrument possible. Reflecting this unique process, all stated dimensions are approximate.

Please check with your Scanlan Representative for Firm Sale status. Custom modifications available upon request. For a complete listing of models visit... www.scanlaninternational.com





9009-828
9009-828-15
9009-828-16

VATS Procedures MIS Procedures

- VATS surgeons prefer the original "Trap Model" design.
- Enables the surgeon to securely tie knots in deep operative fields through small incisions.
- The "Trap Model" design securely holds suture during the tying procedure and prevents the suture from slipping out.
- The smooth edges of the "Trap Model" prevent the suture from fraying during the knot tying procedure.
- Adult lengths.
 - Original trap is often preferred for VATS procedures.

Secure

The "Trap Model" design securely holds suture during the tying procedure and prevents suture from slipping out.



Please Note...
Each Scanlan instrument is individually handcrafted to provide the surgeon with the highest quality, longest-lasting, precision instrument possible. Reflecting this unique process, all stated dimensions are approximate.

Please check with your Scanlan Representative for Firm Sale status. Custom modifications available upon request.
For a complete listing of models visit... www.scanlaninternational.com

SCANLAN® Chitwood Knot Pusher Original "Trap Model"

Developed in cooperation with W. Randolph Chitwood Jr., MD

Cat. No.	Description	Suture Size	Shaft	Working Length	Total Length
9009-828	Original "Trap Model"	2-0 and Smaller	5 mm	6 1/8" (15.5 cm)	12 1/2" (32 cm)
9009-828-15	Original "Trap Model"			8 1/2" (21.5 cm)	15 3/8" (39.1 cm)
9009-828-16	Original "Trap Model" Long Handle			7 1/4" (18.5 cm)	15 3/4" (40 cm)



Chitwood Super Cut™ Suture Cutter

Developed in cooperation with W. Randolph Chitwood Jr., MD



9009-839SC
9009-841SC
9009-843SC



Safety

- The thickness of the footplate prevents inadvertently cutting the knot, and ensures the suture tags above the knot will always be the appropriate length.
- The footplate design prevents inadvertently cutting any surrounding tissue.



VATS Procedures

MIS Procedures

- Enables surgeon to confidently and safely cut sutures in deep operative fields through small incisions.
- **Safety** - the thickness of the footplate prevents inadvertently cutting the knot, and ensures the suture tags above the knot will always be the appropriate length.
- **Safety** - the footplate design prevents inadvertently cutting any surrounding tissue.
- The "Trap Model" design securely holds the suture when it is cut.
- The Super Cut™ cutting mechanism ensures a clean suture cut without fraying.
- The small profile "Trap Model" design easily fits into confined spaces.
- Adult lengths.
- Easily fits through a 12 mm endo port.

Please Note...

Each Scanlan instrument is individually handcrafted to provide the surgeon with the highest quality, longest-lasting, precision instrument possible. Reflecting this unique process, all stated dimensions are approximate.

Please check with your Scanlan Representative for Firm Sale status. Custom modifications available upon request.


For a complete listing of models visit... www.scanlaninternational.com

SCANLAN® Chitwood Super Cut™ Suture Cutter

Developed in cooperation with W. Randolph Chitwood Jr., MD

Cat. No.	Description	Suture Size	Shaft	Working Length	Total Length
9009-839SC				7" (18 cm)	11 3/4" (30 cm)
9009-841SC	"Trap Model" Cleaning Port	2-0 and Smaller	5 mm	9" (23 cm)	13 3/4" (35 cm)
9009-843SC				11" (28 cm)	15 3/4" (40 cm)





9009-908
9009-909
9009-910
9009-911
9009-912
9009-913

VATS Procedures MIS Procedures

- Curved low profile shaft design useful for VATS and MIS procedures.
- Blunt Yankauer style suction tip provides effective suction and dissection.
- Yankauer handle provides familiar, yet secure grip.
- 17 cm and 22 cm working lengths.
- Option of with or without fingertip controlled suction regulator.
- More robust 3.2 to 5 mm shaft

Variable Suction Regulator

9009-909, 9009-911, 9009-913



Designed with a unique tear-shaped port. The variable suction regulator allows for variable suction control.

Please Note...

Each Scanlan instrument is individually handcrafted to provide the surgeon with the highest quality, longest-lasting, precision instrument possible. Reflecting this unique process, all stated dimensions are approximate.

Please check with your Scanlan Representative for Firm Sale status. Custom modifications available upon request.

For a complete listing of models visit... www.scanlaninternational.com




SCANLAN® Wolf Suction Instrument

Developed in cooperation with Randall K. Wolf, MD

Cat. No.	Description	Shaft	Working Length	Total Length
9009-908	Curved blunt tip 6 mm width tip	3.2 mm	6 3/4" (17 cm)	12 1/4" (31 cm)
9009-909	Variable suction Curved blunt tip 6 mm width tip			
9009-910	Curved blunt tip 6 mm width tip		8 3/4" (22 cm)	14 1/4" (36 cm)
9009-911	Variable suction Curved blunt tip 6 mm width tip			
9009-912	Curved blunt tip 6 mm width tip	3.2 mm to 5 mm	8 3/4" (22 cm)	14 1/4" (36 cm)
9009-913	Variable suction Curved blunt tip 6 mm width tip			





9009-914
9009-915
9009-916
9009-917

VATS Procedures MIS Procedures

- 5 mm shaft and larger tip opening won't clog during procedure.
- Blunt Yankauer style suction tip provides effective suction and dissection.
- Yankauer style handle provides a familiar, yet secure grip.
- Option of 22 cm or 32 cm working lengths.
- Option of with or without fingertip controlled suction regulator.
- Useful suction style for uniportal VATS procedures

Variable Suction Regulator

9009-915, 9009-917



Designed with a unique tear-shaped port. The variable suction regulator allows for variable suction control.

9009-914K
9009-916K

SCANLAN® Dennis Suction Instrument

Cat. No.	Description	Shaft	Working Length	Total Length
9009-914	Curved blunt tip 7.5 mm width tip	5 mm	8 3/4" (22 cm)	14 1/4" (36 cm)
9009-914K	Curved blunt knurled tip 7.5 mm width tip			
9009-915	Variable suction Curved blunt tip 7.5 mm width tip			
9009-916	Curved blunt tip 7.5 mm width tip		12 1/2" (32 cm)	17 3/4" (45.5 cm)
9009-916K	Curved blunt knurled tip 7.5 mm width tip			
9009-917	Variable suction Curved blunt tip 7.5 mm width tip			

Please Note...
Each Scanlan instrument is individually handcrafted to provide the surgeon with the highest quality, longest-lasting, precision instrument possible. Reflecting this unique process, all stated dimensions are approximate.

Please check with your Scanlan Representative for Firm Sale status. Custom modifications available upon request. For a complete listing of models visit... www.scanlaninternational.com





VATS Procedures MIS Procedures

- Tip is blunted so it may be used as a dissector.
- Side holes at distal end provide gentle, yet very functional suction.
- 5 mm shaft and tip opening designed to not clog during procedure.
- Yankauer handle provides familiar, yet secure grip.
- Option of with or without fingertip controlled suction regulator.

Variable Suction Regulator 9009-901



Designed with a unique tear-shaped port. The variable suction regulator allows for variable suction control.

SCANLAN® D'Amico Suction Instrument

Developed in cooperation with Thomas A. D'Amico, MD

Cat. No.	Description	Shaft	Working Length	Total Length
9009-900	Straight blunt tip 5 mm width tip	5 mm	12 1/2" (32 cm)	17 3/4" (45.5 cm)
9009-901	Variable suction Straight blunt tip 5 mm width tip			

Please Note...

Each Scanlan instrument is individually handcrafted to provide the surgeon with the highest quality, longest-lasting, precision instrument possible. Reflecting this unique process, all stated dimensions are approximate.

Please check with your Scanlan Representative for Firm Sale status. Custom modifications available upon request.

For a complete listing of models visit... www.scanlaninternational.com





VATS Procedures MIS Procedures

- Useful for VATS drainage of empyema and decortication procedures.
- Drainage of large hematoma and clots.
- Tip is blunted so it may be used for dissection.
- Sturdy design facilitates decortication.
- Yankauer handle provides familiar, yet secure grip.
- Fits on standard suction tubing.
- Option of with or without fingertip controlled suction regulator.



9009-920
9009-921
9009-924
9009-925

Variable Suction Regulator

9009-921, 9009-925



Designed with a unique tear-shaped port. The variable suction regulator allows for variable suction control.

SCANLAN® D'Amico Suction Instrument

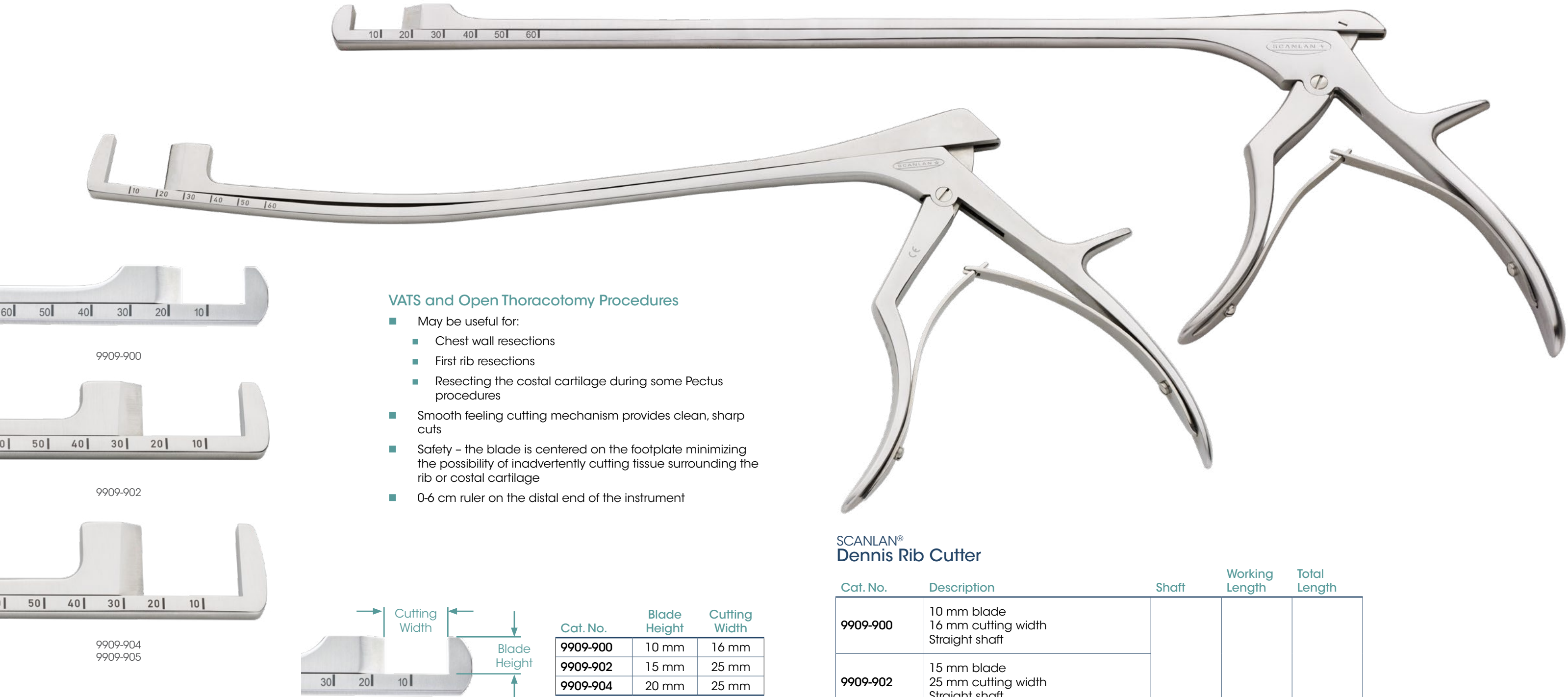
Developed in cooperation with Thomas A. D'Amico, MD

Cat. No.	Description	Shaft	Working Length	Total Length
9009-920	Straight blunt tip 10 mm width tip	10 mm	12 1/2" (32 cm)	17 3/4" (45.5 cm)
9009-921	Variable suction Straight blunt tip 10 mm width tip			
9009-924	Curved blunt tip 10 mm width tip			
9009-925	Variable suction Curved blunt tip 10 mm width tip			

Please Note... Each Scanlan instrument is individually handcrafted to provide the surgeon with the highest quality, longest-lasting, precision instrument possible. Reflecting this unique process, all stated dimensions are approximate.

Please check with your Scanlan Representative for Firm Sale status. Custom modifications available upon request. For a complete listing of models visit... www.scanlaninternational.com





VATS and Open Thoracotomy Procedures

- May be useful for:
 - Chest wall resections
 - First rib resections
 - Resecting the costal cartilage during some Pectus procedures
- Smooth feeling cutting mechanism provides clean, sharp cuts
- Safety - the blade is centered on the footplate minimizing the possibility of inadvertently cutting tissue surrounding the rib or costal cartilage
- 0-6 cm ruler on the distal end of the instrument

SCANLAN®
Dennis Rib Cutter

Cat. No.	Description	Shaft	Working Length	Total Length
9909-900	10 mm blade 16 mm cutting width Straight shaft	10 mm	11 1/2" (29 cm)	13 1/2" (34 cm)
9909-902	15 mm blade 25 mm cutting width Straight shaft			
9909-904	20 mm blade 25 mm cutting width Straight shaft			
9909-905	20 mm blade 25 mm cutting width Curved shaft			

Please Note...
Each Scanlan instrument is individually handcrafted to provide the surgeon with the highest quality, longest-lasting, precision instrument possible. Reflecting this unique process, all stated dimensions are approximate.

Please check with your Scanlan Representative for Firm Sale status. Custom modifications available upon request.
For a complete listing of models visit... www.scanlaninternational.com



VATS **SCANLAN®**
Periosteal Elevator



SCANLAN®
Periosteal Elevator

Cat. No.	Description	Working Length	Total Length
9009-823-14	Periosteal Elevator	10 3/4" (27.3 cm)	14 3/4" (37.5 cm)
9009-823-17		12 3/4" (32.5 cm)	16 3/4" (43.4 cm)

MIS **SCANLAN®**
Chitwood Suture Puller

Developed in cooperation with W. Randolph Chitwood Jr., MD



MIS Procedures

- May be useful during MIS procedures to exteriorize pericardial sutures through the chest wall.
- Selection of two sizes:
 - 1.75 mm tapered tip for 4-0 and smaller suture.
 - 3.1 mm tip for 2-0 and smaller suture.

SCANLAN®
Chitwood Suture Puller

Developed in cooperation with W. Randolph Chitwood Jr., MD

Cat. No.	Description	Shaft	Working Length	Total Length
9009-816	Straight 1.75 mm Tip	3.1 mm	7 1/2" (19 cm)	11 1/2" (29 cm)
9009-820	Straight 3.1 mm Tip			


Please Note...
 Each Scanlan instrument is individually handcrafted to provide the surgeon with the highest quality, longest-lasting, precision instrument possible. Reflecting this unique process, all stated dimensions are approximate.

Please check with your Scanlan Representative for Firm Sale status. Custom modifications available upon request.
 For a complete listing of models visit... www.scanlaninternational.com





4004-185
 4004-186
 4004-189



VATS Procedures
MIS Procedures

- ■ Useful to securely grasp chest tubes to exteriorize them through the chest wall.
- ■ Two lengths to accommodate a wide range of patient anatomy.
- ■ Available with and without ratchet.

SCANLAN®
Stern™ Chest Tube Passer

Cat. No.	Description	Shaft	Working Length	Total Length
4004-185	Without ratchet	10 mm	6 7/8" (17.5 cm)	9 3/4" (24.8 cm)
4004-186	With ratchet			
4004-189	Without ratchet		11" (28 cm)	14" (35.6 cm)

Please Note...
 Each Scanlan instrument is individually handcrafted to provide the surgeon with the highest quality, longest-lasting, precision instrument possible. Reflecting this unique process, all stated dimensions are approximate.

Please check with your Scanlan Representative for Firm Sale status. Custom modifications available upon request.
 For a complete listing of models visit... www.scanlaninternational.com





9209-222

VATS Procedures

- Small delicate lung grasper for small patients
- Atraumatic grip for secure manipulation of lung tissue
- *Not intended for use as a sponge stick and should only be used for tissue*

SCANLAN® **Brigid™ Mini Thoracoscopic Foerster Clamps**
 Developed in cooperation with Firas Abu Akar, MD

Cat. No.	Description	Shaft	Working Length	Total Length
9209-222	Ring handle With ratchet	4 mm	6" (15 cm)	9-7/8" (25 cm)

Please Note...

Not available in the European Union or Australia.

Each Scanlan instrument is individually handcrafted to provide the surgeon with the highest quality, longest-lasting, precision instrument possible. Reflecting this unique process, all stated dimensions are approximate.

Please check with your Scanlan Representative for Firm Sale status. Custom modifications available upon request.

For a complete listing of models visit... www.scanlaninternational.com



VATS Procedures

- Fine dissector for small anatomy
- Optimized sharpness for dissection without injury
- Ratchet tuned to catch just after tips come together

SCANLAN® **Brigid™ Mini Thoracoscopic Foerster Clamps**

Cat. No.	Description	Shaft	Working Length	Total Length
9209-228	Ring handle With ratchet	4 mm	6" (15 cm)	9-7/8" (25 cm)


Please Note...

Not available in the European Union or Australia.



VATS MIS SCANLAN® Valued Instrument Protection (V.I.P.™) Sterilization Trays

- Aluminum metal tray, silver-gray color.
- Holds up to 20+ VATS / MIS instruments.
- Tray insert with Scan-Guard™ silicone mat provides flexibility for positioning instruments in tray.
- Recessed handle design is wrap-friendly and also makes it easier to stack trays in storage.
- Single heavy duty, long-lasting ratchets on each side are glove-friendly and enable faster removal and securing of the lid.
- Scan-Guard™ brackets in base have multiple vertical slots which may layer VATS / MIS instruments. The alternating 5 and 10 mm vertical slots enable the maximum storage of VATS / MIS instruments.
- Sterilization compatibility: Conventional steam sterilization, Ethylene Oxide (ETO) and Plasma (gas) sterilization.
- Firm sale.




Cat. No.	Dimensions W x L x H	Notes
2146-03	10 1/4" x 21 3/4" x 4" 26 cm x 55.2 cm x 10 cm	Additional tray insert with Scan-Guard™ Silicone mat, holds 20+ VATS / MIS instruments, Firm sale



VATS MIS SCANLAN® Valued Instrument Protection (V.I.P.™) Sterilization Trays

- Aluminum metal tray, silver-gray color.
- Holds up to 12 VATS / MIS instruments.
- Scan-Guard™ silicone brackets in base have multiple vertical slots that enable layering of instruments.
- Sterilization compatibility: Conventional steam sterilization, Ethylene Oxide (ETO) and Plasma (gas) sterilization.
- Heavy duty, long-lasting latches.
- Firm sale.



Cat. No.	Dimensions W x L x H	Notes
2145-03	10 1/2" x 21" x 2 1/2" 27 cm x 53 cm x 6.4 cm	Holds up to 12 VATS / MIS instruments Firm sale

Please Note...
Each Scanlan instrument is individually handcrafted to provide the surgeon with the highest quality, longest-lasting, precision instrument possible.
Reflecting this unique process, all stated dimensions are approximate.

Please check with your Scanlan Representative for Firm Sale status. Custom modifications available upon request.
For a complete listing of models visit... www.scanlaninternational.com



VATS MIS SCANLAN® Valued Instrument Protection (V.I.P.™) Sterilization Trays

- Aluminum metal tray, silver-gray color.
- Holds up to 7 VATS / MIS instruments.
(tray depth not sufficient to accommodate full curved instruments such as Harkens.)
- Scan-Guard™ silicone mat on base provides flexibility for positioning instruments in tray.
- 2" width Scan-Guard™ silicone mat on cover provides an area that securely holds delicate tips or small instruments and accessories.
- Sterilization compatibility: Steam, ETO and Plasma compatible.
- Heavy duty, long lasting latches.
- Firm sale.




Cat. No.	Dimensions W x L x H	Notes
2139-03	10" x 15" x 1 1/2" 25.4 cm x 38 cm x 3.8 cm	Scan-Guard™ silicone mat on base Partial mat on cover Holds up to 7 VATS / MIS instruments Firm sale



VATS MIS SCANLAN® Valued Instrument Protection (V.I.P.™) Sterilization Trays

- Aluminum metal tray, silver-gray color.
- Holds up to 8 VATS / MIS instruments.
(tray depth not sufficient to accommodate full curved instruments such as Harkens.)
- Scan-Guard™ silicone mat provides flexibility for positioning instruments in tray.
- Recessed handle design is wrap-friendly and also makes it easier to stack trays in storage.
- Sterilization compatibility: Conventional steam, Ethylene Oxide (ETO) and Plasma (gas) sterilization.
- Heavy duty, long-lasting ratchets.
- Firm sale.



Cat. No.	Dimensions W x L x H	Notes
2150-03	29" x 8 3/8" x 1 1/2" 73.7 cm x 21.3 cm x 3.8 cm	Scan-Guard™ silicone mat on base, Holds up to 8 VATS / MIS instruments Firm sale

Please Note...
Each Scanlan instrument is individually handcrafted to provide the surgeon with the highest quality, longest-lasting, precision instrument possible.
Reflecting this unique process, all stated dimensions are approximate.

Please check with your Scanlan Representative for Firm Sale status. Custom modifications available upon request.
For a complete listing of models visit... www.scanlaninternational.com



Modifications to an instrument design to meet your specific needs are available at the time of order. Some of the most common modifications requested are below and photographs of some modified instruments we have made are shown on this page.

Modifications to instruments are made at the time of order and modified instruments are firm sale.

Common modifications to customize an instrument include:

Jaw / Tip Modifications:

- Angle jaws / tips
- Angle and cut down jaws / tips
- Cut down jaws / tips

Scissor Blade Modifications:

- Cut down scissor blades
- Blunt tips on blades
- Sharpen tips on blades

Shank Modifications:

- Angle shanks up
- Angle shanks down

Ratchet Modifications:

- Remove all ratchets
- Remove partial ratchets
- Add ratchets

Length Modifications:

- Lengthen instrument
- Shorten instrument

Other Modifications:

- Modify tension
- Special etching



9009-522
 Modified to have Shanks Angled Down



9009-910SC
 Modified to have Shanks Angled Down



9909-912-13
 Modified to have Jaws Angled and Shanks Angled Down



INDEX

2139-03	98	9009-280	37	9009-541	69
2145-03	97	9009-281	37	9009-542	69
2146-03	96	9009-282	37	9009-543	69
2150-03	99	9009-283	37	9009-550	69
4004-185	93	9009-284	35	9009-551	69
4004-186	93	9009-285	35	9009-552	69
4004-189	93	9009-286	35	9009-553	69
9009-210	33	9009-287	35	9009-560	71
9009-211	33	9009-300	11	9009-561	71
9009-212	33	9009-301	11	9009-562	71
9009-213	33	9009-302	9	9009-563	71
9009-214	33	9009-303	9	9009-570	71
9009-215	33	9009-310	11	9009-571	71
9009-216	33	9009-311	11	9009-572	71
9009-217	33	9009-312	9	9009-573	71
9009-220	29	9009-313	9	9009-618	63
9009-221	29	9009-420	61	9009-636	65
9009-222	29	9009-422	61	9009-637	65
9009-223	29	9009-500	61	9009-638	65
9009-225	29	9009-510	59	9009-639	65
9009-226	19	9009-511	59	9009-640	67
9009-227	19	9009-512	59	9009-642	67
9009-228	19	9009-513	59	9009-644	65
9009-229	17	9009-516	59	9009-645	65
9009-230	15	9009-517	59	9009-648	63
9009-237	17	9009-520	59	9009-650	63
9009-240	45	9009-521	59	9009-710SC	55
9009-241	45	9009-522	59	9009-717SC	53
9009-250	41	9009-523	59	9009-719SC	53
9009-251	41	9009-524	59	9009-737SC	53
9009-252	41	9009-525	59	9009-816	91
9009-253	41	9009-528	59	9009-820	91
9009-270	43	9009-530	57	9009-823-14	91
9009-274	43	9009-532	57	9009-823-17	91
9009-275	43	9009-540	69	9009-826-14	73

INDEX

9009-826-17	73	9909-222	45
9009-827-11	75	9909-224	41
9009-827-12	75	9909-225	41
9009-827-13	75	9909-226	41
9009-827-15	75	9909-227	41
9009-828	77	9909-232	47
9009-828-15	77	9909-234	51
9009-828-16	77	9909-610	67
9009-839SC	79	9909-612	67
9009-841SC	79	9909-900	89
9009-843SC	79	9909-902	89
9009-900	85	9909-904	89
9009-901	85	9909-905	89
9009-908	81	9909-910SC	55
9009-909	81	9909-911SC	55
9009-910	81	9909-912	47
9009-911	81	9909-912-13	47
9009-912	81	9909-913	51
9009-913	81	9909-914	49
9009-914	83	9909-915	49
9009-914K	83	9909-919	23
9009-915	83	9909-920	25
9009-916	83	9909-920-1	25
9009-916K	83	9909-921	21
9009-917	83	9909-922	21
9009-920	87	9909-923	23
9009-921	87	9909-924	25
9009-924	87	9909-925	25
9009-925	87	9909-926	27
9209-222	94	9909-927	27
9209-228	95	9909-928	27
9909-202	39	9909-940	31
9909-203	39	9909-946	13
9909-219	45	9909-947	13
9909-221	45		



10

VATS

MIS

SCANLAN®

VATS / MIS Thoracoscopic Minimally Invasive Instruments

9

8

7

6

5

4

3

2

1

26

25

24

23

22

21

20

19

18

17

16

15

14

13

12

11

10

9

8

7

6

5

4

3

2

1

1

2

3

1

2

3

4

5

6

7

8

9

10

For more information or to place an order, please contact your local Scanlan representative, or call...

U.S. & Canada: 800-328-9458
 International: 651-298-0997
 FAX: 651-298-0018
www.scanlaninternational.com




MK-B-VTMI Rev. M